

PUBLIC OUTREACH MEETING 7/14/2020

2021-2025 STP PROJECT OVERVIEW AND PUBLIC COMMENT

McHenry County Council of Mayors

WEBINAR ETIQUETTE

- If you are on Facebook Live, use the comment box on the right for questions/comments
- If you are on Zoom:
 - Please remain muted with video off
 - Use the chat box for questions and comments
- If you are on the phone:
 - Please press *9 to “raise your hand”
 - Press *6 to mute

WHAT WE'RE COVERING TONIGHT

- **What is the Council of Mayors?**
- **What is the Surface Transportation Program?**
- **The application process**
- **How to read the STP staff-recommended program**
- **The projects recommended for funding**
- **The projects recommended for contingency**
- **Questions/comments**

MCHENRY COUNTY COUNCIL OF MAYORS (MCCOM)



- **McHenry County Council of Mayors is one of 11 suburban councils, which report to CMAP and IDOT for the coordination of federal transportation funding**
- **Consists of mayors, village presidents, administrators, public works directors, engineers and others**
- **Meet every other month**
- **Discuss transportation funding, other transportation related issues**
- **Chair: Rick Mack, President, Ringwood, Vice Chair: Robert Nunamaker, President, Fox River Grove**
- **Planning Liaison: Emily Daucher, Executive Director: Scott Hennings**

SURFACE TRANSPORTATION PROGRAM (STP)

**THE FIXING AMERICA'S SURFACE TRANSPORTATION (FAST) ACT
PROVIDES A SUBALLOCATION OF SURFACE TRANSPORTATION
BLOCK GRANT (STBG) FUNDING TO THE CMAP URBANIZED AREA
FROM FUNDS APPORTIONED TO THE STATE OF ILLINOIS FOR A
BROAD RANGE OF ELIGIBLE TRANSPORTATION PROJECTS.**



- The 11 Councils and City of Chicago are allocated funds from this grant to spend on transportation projects over the next five (5) years
- Funds are allocated by CMAP based on a number of factors
- McHenry County's allotment:
 - 2021: \$4,353,803
 - 2022: \$3,669,512
 - 2023: \$3,480,707
 - 2024: \$3,480,707
 - 2025: \$3,480,707
- Eligible projects for McHenry County include: roundabouts, signals, resurfacing, bike/ped facilities, reconstruction, widenings, and intersection channelization

TOTAL: \$18,465,436

OVER THE NEXT FIVE YEARS

APPLICATIONS

- Application open to members of the Council of Mayors
- Federal/local split is 80/20
 - Exception made for “Cohort 4” communities
- Federal funding cap at \$1,500,000
- Only two awarded projects per municipality

Phase	Ratio (Fed/Local)	Notes
Phase I (E1)	50/50	Phase I and Phase II engineering is eligible for up to \$300,000.00 in Federal STP-L during each call for projects. No more than \$100,000.00 for Phase I and Phase II engineering will be awarded to a single project. Resurfacing projects are not eligible for Federal funding for Phase I or Phase II engineering.
Phase II (E2)	50/50	
ROW	Not eligible	
Construction & Construction Engineering	80/20	

CMAP-Designated Community Cohorts (subject to change)			
Cohort 1	Cohort 2	Cohort 3	Cohort 4
Algonquin	Bull Valley	Lakemoor	Greenwood
Barrington Hills	Fox River Grove	Marengo	Harvard
Cary	Port Barrington	Oakwood Hills	Hebron
Crystal Lake	Ringwood	Wonder Lake	Holiday Hills
Huntley	Spring Grove		McCullom Lake
Johnsburg	Trout Valley		Richmond
Lake in the Hills	Union		
Lakewood	Woodstock		
McHenry			
Prairie Grove			

- Both project types scored out of 100
 - roadway and intersection
 - resurfacing

Roadways and Intersection Projects	
Category	Max Points
Traffic Volume	15
Safety Need	12
Safety Improvement	4
Pavement Condition	9
Multi-modal Infrastructure	14
Project Readiness	15
Community Cohort	6
ONTO2050 Planning Measures	25
Total	100

Resurfacing Projects (LAFO)	
Category	Max Points
Pavement Condition	30
Project Readiness	10
Traffic Volume	15
Safety Need	8
Bicycle Accommodations	6
Community Cohort	6
ONTO2050 Planning Measures	25
Total	100

THE STAFF-RECOMMENDED PROGRAM

KEY		
Project type - R&I - Roadway and Intersection	Bold - project received partial funding	
Colors	Phases	
active program - fully funded - requested year	E1	Preliminary Engineering
active program - fully or partially funded - later year	E2	Design Engineering
grandfathered project - previously received STP funds	CON	Construction
contingency program	CE	Construction Engineering

COUNCIL MARKS - available funding for each Federal Fiscal Year				
2021	2022	2023	2024	2025
\$ 4,353,803	\$ 3,669,512	\$ 3,480,707	\$ 3,480,707	\$ 3,480,707

The project sponsors' requested funding amount and funding year.	The staff recommended funding amount and funding year.
--	--

PROJECT INFORMATION					REQUESTED PROGRAM					RECOMMENDED PROGRAM					
Rank	Project	Municipality	Project Type	Phase(s)	2021	2022	2023	2024	2025		2021	2022	2023	2024	2025
					\$ 4,353,803	\$ 3,669,512	\$ 3,480,707	\$ 3,480,707	\$ 3,480,707	programmed balance	\$ 4,348,790	\$ 3,559,118	\$ 3,296,992	\$ 3,202,139	\$ 3,480,707
											\$ 5,013	\$ 110,394	\$ 183,715	\$ 278,568	\$ -
8	N Main St	Crystal Lake	R&I	CON	\$1,500,000							\$1,500,000			
9	Madison/South/Lake St	Woodstock	R&I	CON	\$1,500,000						\$1,500,000				
1	Mason Hill Rd	Bull Valley	Resurfacing	CON, CE		\$1,144,000						\$1,144,000			
2	Haligus Rd	Lakewood	Resurfacing	CON	\$712,726						\$712,726				
3	Ringwood Rd	Ringwood	Resurfacing	CON, CE		\$206,708						\$206,708			
4	Riverside Dr	Johnsburg	Resurfacing	CON, CE		\$1,500,000							\$1,500,000		
5	Cary/Main St	Algonquin	R&I	CON	\$1,500,000						\$1,500,000				
6	Green St	McHenry	Resurfacing	CON, CE		\$919,187							\$919,187		
7	Prospect St	Marengo	Resurfacing	E2		\$60,000						\$60,000			
7	Prospect St	Marengo	Resurfacing	CON, CE			\$1,440,000							\$1,440,000	
10	Souwanas Tr	Algonquin	Resurfacing	CON		\$1,500,000								\$1,500,000	
11	Kreutzer Rd	Huntley	R&I	CON			\$1,500,000								\$1,500,000
12	Johnsburg Rd	Johnsburg	Resurfacing	CON, CE		\$1,500,000									\$1,500,000
13	Valley View Rd	Prairie Grove	Resurfacing	CON, CE	\$527,417						\$527,417				
14	Winn Rd	Spring Grove	Resurfacing	CON, CE		\$1,500,000									\$480,707
15	Bull Valley Rd	McHenry	Resurfacing	CON, CE				\$262,139						\$262,139	
16	Reed Rd	Lake in the Hills	Resurfacing	CON, CE	\$78,649						\$78,649				
17	Diggins St	Harvard	Resurfacing	E1	\$29,998						\$29,998				
17	Diggins St	Harvard	Resurfacing	E2	\$38,556							\$38,556			
17	Diggins St	Harvard	Resurfacing	CON, CE	\$471,240								\$471,240		
18	Four Seasons Blvd/Sullivan Lake	Lakemoor	R&I	E1	\$43,000							\$43,000			
18	Four Seasons Blvd/Sullivan Lake	Lakemoor	R&I	E2		\$43,000							\$43,000		
18	Four Seasons Blvd/Sullivan Lake	Lakemoor	R&I	CON, CE			\$1,113,940			Unable to fund phase due to fiscal constraint.					
19	Marengo Rd	Harvard	Resurfacing	CON, CE				\$814,374		Unable to fund phase due to fiscal constraint.					
20	Three Oaks/Sands	Crystal Lake	R&I	CON					\$1,500,000	Unable to fund phase due to fiscal constraint.					
21	Pingree Rd	Lake in the Hills	Resurfacing	CON, CE	\$212,649							\$212,649			
22	Howe/Wonder Lake Rd	Greenwood	R&I	E2	\$21,115							\$21,115			
22	Howe/Wonder Lake Rd	Greenwood	R&I	CON, CE	\$363,565								\$363,565		
23	Dartmoor Dr	McHenry	Resurfacing	CON, CE		\$329,780				Unable to fund - project sponsor has two awarded projects.					
24	Crystal Lake Ave/Walkup	Crystal Lake	R&I	CON				\$1,216,141		Unable to fund phase due to fiscal constraint.					
25	Crystal Lake Rd	Lake in the Hills	Resurfacing	CON, CE	\$299,294					Unable to fund - project sponsor has two awarded projects.					
26	McCullom Lake Rd	McCullom Lake	Resurfacing	E2	\$23,400							\$23,400			
26	McCullom Lake Rd	McCullom Lake	Resurfacing	CON, CE	\$309,690							\$309,690			

Totals	
Unfunded	5-year total
\$6,292,822	\$17,887,746
	\$1,500,000
	\$1,500,000
	\$1,144,000
	\$712,726
	\$206,708
	\$1,500,000
	\$1,500,000
	\$919,187
	\$1,500,000
	\$1,500,000
	\$1,500,000
	\$1,500,000
	\$527,417
\$1,019,293	\$480,707
	\$262,139
	\$78,649
	\$539,794
	\$86,000
\$1,113,940	
\$814,374	\$0
\$1,500,000	\$0
	\$212,649
	\$384,680
\$329,780	\$0
\$1,216,141	\$0
\$299,294	\$0
	\$333,090

KEY		
Project type - R&I - Roadway and Intersection	Bold - project received partial funding	
Colors	Phases	
active program - fully funded - requested year	E1	Preliminary Engineering
active program - fully or partially funded - later year	E2	Design Engineering
grandfathered project - previously received STP funds	CON	Construction
contingency program	CE	Construction Engineering

COUNCIL MARKS - available funding for each Federal Fiscal Year				
2021	2022	2023	2024	2025
\$ 4,353,803	\$ 3,669,512	\$ 3,480,707	\$ 3,480,707	\$ 3,480,707

The project sponsors' requested funding amount and funding year.	The staff recommended funding amount and funding year.
--	--

PROJECT INFORMATION					REQUESTED PROGRAM					RECOMMENDED PROGRAM						Totals	
Rank	Project	Municipality	Project Type	Phase(s)	2021	2022	2023	2024	2025		2021	2022	2023	2024	2025	Unfunded	5-year total
					\$ 4,353,803	\$ 3,669,512	\$ 3,480,707	\$ 3,480,707	\$ 3,480,707	programmed	\$ 4,348,790	\$ 3,559,118	\$ 3,296,992	\$ 3,202,139	\$ 3,480,707		
										balance	\$ 5,013	\$ 110,394	\$ 183,715	\$ 278,568	\$ -	\$6,292,822	\$17,887,746
8	N Main St	Crystal Lake	R&I	CON	\$1,500,000							\$1,500,000					\$1,500,000
9	Madison/South/Lake St	Woodstock	R&I	CON	\$1,500,000						\$1,500,000						\$1,500,000
1	Mason Hill Rd	Bull Valley	Resurfacing	CON, CE		\$1,144,000						\$1,144,000					\$1,144,000
2	Haligus Rd	Lakewood	Resurfacing	CON	\$712,726						\$712,726						\$712,726
3	Ringwood Rd	Ringwood	Resurfacing	CON, CE		\$206,708						\$206,708					\$206,708
4	Riverside Dr	Johnsburg	Resurfacing	CON, CE		\$1,500,000							\$1,500,000				\$1,500,000
5	Cary/Main St	Algonquin	R&I	CON	\$1,500,000						\$1,500,000						\$1,500,000
6	Green St	McHenry	Resurfacing	CON, CE		\$919,187							\$919,187				\$919,187
7	Prospect St	Marengo	Resurfacing	E2		\$60,000						\$60,000					\$1,500,000
7	Prospect St	Marengo	Resurfacing	CON, CE			\$1,440,000							\$1,440,000			\$1,500,000
10	Souwanas Tr	Algonquin	Resurfacing	CON		\$1,500,000								\$1,500,000			\$1,500,000
11	Kreutzer Rd	Huntley	R&I	CON			\$1,500,000								\$1,500,000		\$1,500,000
12	Johnsburg Rd	Johnsburg	Resurfacing	CON, CE		\$1,500,000									\$1,500,000		\$1,500,000
13	Valley View Rd	Prairie Grove	Resurfacing	CON, CE	\$527,417						\$527,417						\$527,417
14	Winn Rd	Spring Grove	Resurfacing	CON, CE		\$1,500,000									\$480,707	\$1,019,293	\$480,707
15	Bull Valley Rd	McHenry	Resurfacing	CON, CE				\$262,139						\$262,139			\$262,139
16	Reed Rd	Lake in the Hills	Resurfacing	CON, CE	\$78,649						\$78,649						\$78,649
17	Diggins St	Harvard	Resurfacing	E1	\$29,998						\$29,998						\$539,794
17	Diggins St	Harvard	Resurfacing	E2	\$38,556							\$38,556					
17	Diggins St	Harvard	Resurfacing	CON, CE	\$471,240								\$471,240				
18	Four Seasons Blvd/Sullivan Lake	Lakemoor	R&I	E1	\$43,000							\$43,000					\$86,000
18	Four Seasons Blvd/Sullivan Lake	Lakemoor	R&I	E2		\$43,000							\$43,000				
18	Four Seasons Blvd/Sullivan Lake	Lakemoor	R&I	CON, CE			\$1,113,940			Unable to fund phase due to fiscal constraint.						\$1,113,940	
19	Marengo Rd	Harvard	Resurfacing	CON, CE				\$814,374		Unable to fund phase due to fiscal constraint.						\$814,374	\$0
20	Three Oaks/Sands	Crystal Lake	R&I	CON					\$1,500,000	Unable to fund phase due to fiscal constraint.						\$1,500,000	\$0
21	Pingree Rd	Lake in the Hills	Resurfacing	CON, CE	\$212,649							\$212,649					\$212,649
22	Howe/Wonder Lake Rd	Greenwood	R&I	E2	\$21,115							\$21,115					\$384,680
22	Howe/Wonder Lake Rd	Greenwood	R&I	CON, CE	\$363,565								\$363,565				
23	Dartmoor Dr	McHenry	Resurfacing	CON, CE		\$329,780				Unable to fund - project sponsor has two awarded projects.						\$329,780	\$0
24	Crystal Lake Ave/Walkup	Crystal Lake	R&I	CON				\$1,216,141		Unable to fund phase due to fiscal constraint.						\$1,216,141	\$0
25	Crystal Lake Rd	Lake in the Hills	Resurfacing	CON, CE	\$299,294					Unable to fund - project sponsor has two awarded projects.						\$299,294	\$0
26	McCullom Lake Rd	McCullom Lake	Resurfacing	E2	\$23,400							\$23,400					\$333,090
26	McCullom Lake Rd	McCullom Lake	Resurfacing	CON, CE	\$309,690							\$309,690					

KEY		
Project type - R&I - Roadway and Intersection		Bold - project received partial funding
Colors		Phases
active program - fully funded - requested year		E1 Preliminary Engineering
active program - fully or partially funded - later year		E2 Design Engineering
grandfathered project - previously received STP funds		CON Construction
contingency program		CE Construction Engineering

COUNCIL MARKS - available funding for each Federal Fiscal Year				
2021	2022	2023	2024	2025
\$ 4,353,803	\$ 3,669,512	\$ 3,480,707	\$ 3,480,707	\$ 3,480,707

The project sponsors' requested funding amount and funding year.	The staff recommended funding amount and funding year.
--	--

PROJECT INFORMATION					REQUESTED PROGRAM					RECOMMENDED PROGRAM						Totals	
Rank	Project	Municipality	Project Type	Phase(s)	2021	2022	2023	2024	2025	programmed balance	2021	2022	2023	2024	2025	Unfunded	5-year total
					\$ 4,353,803	\$ 3,669,512	\$ 3,480,707	\$ 3,480,707	\$ 3,480,707		\$ 4,348,790	\$ 3,559,118	\$ 3,296,992	\$ 3,202,139	\$ 3,480,707	\$6,292,822	\$17,887,746
8	N Main St	Crystal Lake	R&I	CON	\$1,500,000							\$1,500,000					\$1,500,000
9	Madison/South/Lake St	Woodstock	R&I	CON	\$1,500,000						\$1,500,000						\$1,500,000
1	Mason Hill Rd	Bull Valley	Resurfacing	CON, CE		\$1,144,000						\$1,144,000					\$1,144,000
2	Haligus Rd	Lakewood	Resurfacing	CON	\$712,726						\$712,726						\$712,726
3	Ringwood Rd	Ringwood	Resurfacing	CON, CE		\$206,708						\$206,708					\$206,708
4	Riverside Dr	Johnsburg	Resurfacing	CON, CE		\$1,500,000							\$1,500,000				\$1,500,000
5	Cary/Main St	Algonquin	R&I	CON	\$1,500,000						\$1,500,000						\$1,500,000
6	Green St	McHenry	Resurfacing	CON, CE		\$919,187							\$919,187				\$919,187
7	Prospect St	Marengo	Resurfacing	E2		\$60,000						\$60,000					\$1,500,000
7	Prospect St	Marengo	Resurfacing	CON, CE			\$1,440,000							\$1,440,000			\$1,500,000
10	Souwanas Tr	Algonquin	Resurfacing	CON		\$1,500,000								\$1,500,000			\$1,500,000
11	Kreutzer Rd	Huntley	R&I	CON			\$1,500,000								\$1,500,000		\$1,500,000
12	Johnsburg Rd	Johnsburg	Resurfacing	CON, CE		\$1,500,000									\$1,500,000		\$1,500,000
13	Valley View Rd	Prairie Grove	Resurfacing	CON, CE	\$527,417						\$527,417						\$527,417
14	Winn Rd	Spring Grove	Resurfacing	CON, CE		\$1,500,000									\$480,707	\$1,019,293	\$480,707
15	Bull Valley Rd	McHenry	Resurfacing	CON, CE				\$262,139						\$262,139			\$262,139
16	Reed Rd	Lake in the Hills	Resurfacing	CON, CE	\$78,649						\$78,649						\$78,649
17	Diggins St	Harvard	Resurfacing	E1	\$29,998						\$29,998						\$539,794
17	Diggins St	Harvard	Resurfacing	E2	\$38,556							\$38,556					
17	Diggins St	Harvard	Resurfacing	CON, CE	\$471,240								\$471,240				
18	Four Seasons Blvd/Sullivan Lake	Lakemoor	R&I	E1	\$43,000							\$43,000					\$86,000
18	Four Seasons Blvd/Sullivan Lake	Lakemoor	R&I	E2		\$43,000							\$43,000				
18	Four Seasons Blvd/Sullivan Lake	Lakemoor	R&I	CON, CE			\$1,113,940			Unable to fund phase due to fiscal constraint.						\$1,113,940	
19	Marengo Rd	Harvard	Resurfacing	CON, CE				\$814,374		Unable to fund phase due to fiscal constraint.						\$814,374	\$0
20	Three Oaks/Sands	Crystal Lake	R&I	CON					\$1,500,000	Unable to fund phase due to fiscal constraint.						\$1,500,000	\$0
21	Pingree Rd	Lake in the Hills	Resurfacing	CON, CE	\$212,649							\$212,649					\$212,649
22	Howe/Wonder Lake Rd	Greenwood	R&I	E2	\$21,115							\$21,115					\$384,680
22	Howe/Wonder Lake Rd	Greenwood	R&I	CON, CE	\$363,565								\$363,565				
23	Dartmoor Dr	McHenry	Resurfacing	CON, CE		\$329,780				Unable to fund - project sponsor has two awarded projects.						\$329,780	\$0
24	Crystal Lake Ave/Walkup	Crystal Lake	R&I	CON				\$1,216,141		Unable to fund phase due to fiscal constraint.						\$1,216,141	\$0
25	Crystal Lake Rd	Lake in the Hills	Resurfacing	CON, CE	\$299,294					Unable to fund - project sponsor has two awarded projects.						\$299,294	\$0
26	McCullom Lake Rd	McCullom Lake	Resurfacing	E2	\$23,400							\$23,400					\$333,090
26	McCullom Lake Rd	McCullom Lake	Resurfacing	CON, CE	\$309,690							\$309,690					

KEY		
Project type - R&I - Roadway and Intersection		Bold - project received partial funding
Colors		Phases
active program - fully funded - requested year		E1 Preliminary Engineering
active program - fully or partially funded - later year		E2 Design Engineering
grandfathered project - previously received STP funds		CON Construction
contingency program		CE Construction Engineering

COUNCIL MARKS - available funding for each Federal Fiscal Year				
2021	2022	2023	2024	2025
\$ 4,353,803	\$ 3,669,512	\$ 3,480,707	\$ 3,480,707	\$ 3,480,707

The project sponsors' requested funding amount and funding year.	The staff recommended funding amount and funding year.
--	--

PROJECT INFORMATION					REQUESTED PROGRAM					RECOMMENDED PROGRAM						Totals	
Rank	Project	Municipality	Project Type	Phase(s)	2021	2022	2023	2024	2025		2021	2022	2023	2024	2025	Unfunded	5-year total
					\$ 4,353,803	\$ 3,669,512	\$ 3,480,707	\$ 3,480,707	\$ 3,480,707	programmed	\$ 4,348,790	\$ 3,559,118	\$ 3,296,992	\$ 3,202,139	\$ 3,480,707		
										balance	\$ 5,013	\$ 110,394	\$ 183,715	\$ 278,568	\$ -	\$6,292,822	\$17,887,746
8	N Main St	Crystal Lake	R&I	CON	\$1,500,000							\$1,500,000					\$1,500,000
9	Madison/South/Lake St	Woodstock	R&I	CON	\$1,500,000						\$1,500,000						\$1,500,000
1	Mason Hill Rd	Bull Valley	Resurfacing	CON, CE		\$1,144,000						\$1,144,000					\$1,144,000
2	Haligus Rd	Lakewood	Resurfacing	CON	\$712,726						\$712,726						\$712,726
3	Ringwood Rd	Ringwood	Resurfacing	CON, CE		\$206,708						\$206,708					\$206,708
4	Riverside Dr	Johnsburg	Resurfacing	CON, CE		\$1,500,000							\$1,500,000				\$1,500,000
5	Cary/Main St	Algonquin	R&I	CON	\$1,500,000						\$1,500,000						\$1,500,000
6	Green St	McHenry	Resurfacing	CON, CE		\$919,187							\$919,187				\$919,187
7	Prospect St	Marengo	Resurfacing	E2		\$60,000						\$60,000					\$1,500,000
7	Prospect St	Marengo	Resurfacing	CON, CE			\$1,440,000							\$1,440,000			\$1,500,000
10	Souwanas Tr	Algonquin	Resurfacing	CON		\$1,500,000								\$1,500,000			\$1,500,000
11	Kreutzer Rd	Huntley	R&I	CON			\$1,500,000								\$1,500,000		\$1,500,000
12	Johnsburg Rd	Johnsburg	Resurfacing	CON, CE		\$1,500,000									\$1,500,000		\$1,500,000
13	Valley View Rd	Prairie Grove	Resurfacing	CON, CE	\$527,417						\$527,417						\$527,417
14	Winn Rd	Spring Grove	Resurfacing	CON, CE		\$1,500,000									\$480,707	\$1,019,293	\$480,707
15	Bull Valley Rd	McHenry	Resurfacing	CON, CE				\$262,139						\$262,139			\$262,139
16	Reed Rd	Lake in the Hills	Resurfacing	CON, CE	\$78,649						\$78,649						\$78,649
17	Diggins St	Harvard	Resurfacing	E1	\$29,998						\$29,998						\$539,794
17	Diggins St	Harvard	Resurfacing	E2	\$38,556							\$38,556					
17	Diggins St	Harvard	Resurfacing	CON, CE	\$471,240								\$471,240				
18	Four Seasons Blvd/Sullivan Lake	Lakemoor	R&I	E1	\$43,000							\$43,000					\$86,000
18	Four Seasons Blvd/Sullivan Lake	Lakemoor	R&I	E2		\$43,000							\$43,000				
18	Four Seasons Blvd/Sullivan Lake	Lakemoor	R&I	CON, CE			\$1,113,940			Unable to fund phase due to fiscal constraint.						\$1,113,940	
19	Marengo Rd	Harvard	Resurfacing	CON, CE				\$814,374		Unable to fund phase due to fiscal constraint.						\$814,374	\$0
20	Three Oaks/Sands	Crystal Lake	R&I	CON					\$1,500,000	Unable to fund phase due to fiscal constraint.						\$1,500,000	\$0
21	Pingree Rd	Lake in the Hills	Resurfacing	CON, CE	\$212,649							\$212,649					\$212,649
22	Howe/Wonder Lake Rd	Greenwood	R&I	E2	\$21,115							\$21,115					\$384,680
22	Howe/Wonder Lake Rd	Greenwood	R&I	CON, CE	\$363,565								\$363,565				
23	Dartmoor Dr	McHenry	Resurfacing	CON, CE		\$329,780				Unable to fund - project sponsor has two awarded projects.						\$329,780	\$0
24	Crystal Lake Ave/Walkup	Crystal Lake	R&I	CON				\$1,216,141		Unable to fund phase due to fiscal constraint.						\$1,216,141	\$0
25	Crystal Lake Rd	Lake in the Hills	Resurfacing	CON, CE	\$299,294					Unable to fund - project sponsor has two awarded projects.						\$299,294	\$0
26	McCullom Lake Rd	McCullom Lake	Resurfacing	E2	\$23,400							\$23,400					\$333,090
26	McCullom Lake Rd	McCullom Lake	Resurfacing	CON, CE	\$309,690							\$309,690					

KEY		
Project type - R&I - Roadway and Intersection	Bold - project received partial funding	
Colors	Phases	
active program - fully funded - requested year	E1	Preliminary Engineering
active program - fully or partially funded - later year	E2	Design Engineering
grandfathered project - previously received STP funds	CON	Construction
contingency program	CE	Construction Engineering

COUNCIL MARKS - available funding for each Federal Fiscal Year				
2021	2022	2023	2024	2025
\$ 4,353,803	\$ 3,669,512	\$ 3,480,707	\$ 3,480,707	\$ 3,480,707

The project sponsors' requested funding amount and funding year.
--

The staff recommended funding amount and funding year.
--

PROJECT INFORMATION					REQUESTED PROGRAM					RECOMMENDED PROGRAM						Totals	
Rank	Project	Municipality	Project Type	Phase(s)	2021	2022	2023	2024	2025	programmed balance	2021	2022	2023	2024	2025	Unfunded	5-year total
					\$ 4,353,803	\$ 3,669,512	\$ 3,480,707	\$ 3,480,707	\$ 3,480,707		\$ 4,348,790	\$ 3,559,118	\$ 3,296,992	\$ 3,202,139	\$ 3,480,707		
8	N Main St	Crystal Lake	R&I	CON	\$1,500,000							\$1,500,000					\$1,500,000
9	Madison/South/Lake St	Woodstock	R&I	CON	\$1,500,000						\$1,500,000						\$1,500,000
1	Mason Hill Rd	Bull Valley	Resurfacing	CON, CE		\$1,144,000						\$1,144,000					\$1,144,000
2	Haligus Rd	Lakewood	Resurfacing	CON	\$712,726						\$712,726						\$712,726
3	Ringwood Rd	Ringwood	Resurfacing	CON, CE		\$206,708						\$206,708					\$206,708
4	Riverside Dr	Johnsburg	Resurfacing	CON, CE		\$1,500,000							\$1,500,000				\$1,500,000
5	Cary/Main St	Algonquin	R&I	CON	\$1,500,000						\$1,500,000						\$1,500,000
6	Green St	McHenry	Resurfacing	CON, CE		\$919,187							\$919,187				\$919,187
7	Prospect St	Marengo	Resurfacing	E2		\$60,000						\$60,000					\$1,500,000
7	Prospect St	Marengo	Resurfacing	CON, CE			\$1,440,000							\$1,440,000			\$1,500,000
10	Souwanas Tr	Algonquin	Resurfacing	CON		\$1,500,000								\$1,500,000			\$1,500,000
11	Kreutzer Rd	Huntley	R&I	CON			\$1,500,000								\$1,500,000		\$1,500,000
12	Johnsburg Rd	Johnsburg	Resurfacing	CON, CE		\$1,500,000									\$1,500,000		\$1,500,000
13	Valley View Rd	Prairie Grove	Resurfacing	CON, CE	\$527,417						\$527,417						\$527,417
14	Winn Rd	Spring Grove	Resurfacing	CON, CE		\$1,500,000									\$480,707	\$1,019,293	\$480,707
15	Bull Valley Rd	McHenry	Resurfacing	CON, CE				\$262,139						\$262,139			\$262,139
16	Reed Rd	Lake in the Hills	Resurfacing	CON, CE	\$78,649						\$78,649						\$78,649
17	Diggins St	Harvard	Resurfacing	E1	\$29,998						\$29,998						\$539,794
17	Diggins St	Harvard	Resurfacing	E2	\$38,556							\$38,556					
17	Diggins St	Harvard	Resurfacing	CON, CE	\$471,240								\$471,240				
18	Four Seasons Blvd/Sullivan Lake	Lakemoor	R&I	E1	\$43,000							\$43,000					\$86,000
18	Four Seasons Blvd/Sullivan Lake	Lakemoor	R&I	E2		\$43,000							\$43,000				
18	Four Seasons Blvd/Sullivan Lake	Lakemoor	R&I	CON, CE			\$1,113,940				Unable to fund phase due to fiscal constraint.					\$1,113,940	
19	Marengo Rd	Harvard	Resurfacing	CON, CE				\$814,374			Unable to fund phase due to fiscal constraint.					\$814,374	\$0
20	Three Oaks/Sands	Crystal Lake	R&I	CON					\$1,500,000		Unable to fund phase due to fiscal constraint.					\$1,500,000	\$0
21	Pingree Rd	Lake in the Hills	Resurfacing	CON, CE	\$212,649							\$212,649					\$212,649
22	Howe/Wonder Lake Rd	Greenwood	R&I	E2	\$21,115							\$21,115					\$384,680
22	Howe/Wonder Lake Rd	Greenwood	R&I	CON, CE	\$363,565								\$363,565				
23	Dartmoor Dr	McHenry	Resurfacing	CON, CE		\$329,780					Unable to fund - project sponsor has two awarded projects.					\$329,780	\$0
24	Crystal Lake Ave/Walkup	Crystal Lake	R&I	CON				\$1,216,141			Unable to fund phase due to fiscal constraint.					\$1,216,141	\$0
25	Crystal Lake Rd	Lake in the Hills	Resurfacing	CON, CE	\$299,294						Unable to fund - project sponsor has two awarded projects.					\$299,294	\$0
26	McCullom Lake Rd	McCullom Lake	Resurfacing	E2	\$23,400							\$23,400					\$333,090
26	McCullom Lake Rd	McCullom Lake	Resurfacing	CON, CE	\$309,690							\$309,690					

KEY		
Project type - R&I - Roadway and Intersection	Bold - project received partial funding	
Colors	Phases	
active program - fully funded - requested year	E1	Preliminary Engineering
active program - fully or partially funded - later year	E2	Design Engineering
grandfathered project - previously received STP funds	CON	Construction
contingency program	CE	Construction Engineering

COUNCIL MARKS - available funding for each Federal Fiscal Year				
2021	2022	2023	2024	2025
\$ 4,353,803	\$ 3,669,512	\$ 3,480,707	\$ 3,480,707	\$ 3,480,707

The project sponsors' requested funding amount and funding year.

The staff recommended funding amount and funding year.

PROJECT INFORMATION					REQUESTED PROGRAM					RECOMMENDED PROGRAM					
Rank	Project	Municipality	Project Type	Phase(s)	2021	2022	2023	2024	2025		2021	2022	2023	2024	2025
					\$ 4,353,803	\$ 3,669,512	\$ 3,480,707	\$ 3,480,707	\$ 3,480,707	programmed balance	\$ 4,348,790	\$ 3,559,118	\$ 3,296,992	\$ 3,202,139	\$ 3,480,707
8	N Main St	Crystal Lake	R&I	CON	\$1,500,000							\$1,500,000			
9	Madison/South/Lake St	Woodstock	R&I	CON	\$1,500,000						\$1,500,000				
1	Mason Hill Rd	Bull Valley	Resurfacing	CON, CE		\$1,144,000						\$1,144,000			
2	Haligus Rd	Lakewood	Resurfacing	CON	\$712,726						\$712,726				
3	Ringwood Rd	Ringwood	Resurfacing	CON, CE		\$206,708						\$206,708			
4	Riverside Dr	Johnsburg	Resurfacing	CON, CE		\$1,500,000							\$1,500,000		
5	Cary/Main St	Algonquin	R&I	CON	\$1,500,000						\$1,500,000				
6	Green St	McHenry	Resurfacing	CON, CE		\$919,187							\$919,187		
7	Prospect St	Marengo	Resurfacing	E2		\$60,000						\$60,000			
7	Prospect St	Marengo	Resurfacing	CON, CE			\$1,440,000							\$1,440,000	
10	Souwanas Tr	Algonquin	Resurfacing	CON		\$1,500,000								\$1,500,000	
11	Kreutzer Rd	Huntley	R&I	CON			\$1,500,000								\$1,500,000
12	Johnsburg Rd	Johnsburg	Resurfacing	CON, CE		\$1,500,000									\$1,500,000
13	Valley View Rd	Prairie Grove	Resurfacing	CON, CE	\$527,417						\$527,417				
14	Winn Rd	Spring Grove	Resurfacing	CON, CE		\$1,500,000									\$480,707
15	Bull Valley Rd	McHenry	Resurfacing	CON, CE				\$262,139						\$262,139	
16	Reed Rd	Lake in the Hills	Resurfacing	CON, CE	\$78,649						\$78,649				
17	Diggins St	Harvard	Resurfacing	E1	\$29,998						\$29,998				
17	Diggins St	Harvard	Resurfacing	E2	\$38,556							\$38,556			
17	Diggins St	Harvard	Resurfacing	CON, CE	\$471,240								\$471,240		
18	Four Seasons Blvd/Sullivan Lake	Lakemoor	R&I	E1	\$43,000							\$43,000			
18	Four Seasons Blvd/Sullivan Lake	Lakemoor	R&I	E2		\$43,000							\$43,000		
18	Four Seasons Blvd/Sullivan Lake	Lakemoor	R&I	CON, CE			\$1,113,940			Unable to fund phase due to fiscal constraint.					
19	Marengo Rd	Harvard	Resurfacing	CON, CE				\$814,374		Unable to fund phase due to fiscal constraint.					
20	Three Oaks/Sands	Crystal Lake	R&I	CON					\$1,500,000	Unable to fund phase due to fiscal constraint.					
21	Pingree Rd	Lake in the Hills	Resurfacing	CON, CE	\$212,649							\$212,649			
22	Howe/Wonder Lake Rd	Greenwood	R&I	E2	\$21,115							\$21,115			
22	Howe/Wonder Lake Rd	Greenwood	R&I	CON, CE	\$363,565								\$363,565		
23	Dartmoor Dr	McHenry	Resurfacing	CON, CE		\$329,780				Unable to fund - project sponsor has two awarded projects.					
24	Crystal Lake Ave/Walkup	Crystal Lake	R&I	CON				\$1,216,141		Unable to fund phase due to fiscal constraint.					
25	Crystal Lake Rd	Lake in the Hills	Resurfacing	CON, CE	\$299,294					Unable to fund - project sponsor has two awarded projects.					
26	McCullom Lake Rd	McCullom Lake	Resurfacing	E2	\$23,400							\$23,400			
26	McCullom Lake Rd	McCullom Lake	Resurfacing	CON, CE	\$309,690							\$309,690			

Totals	
Unfunded	5-year total
\$6,292,822	\$17,887,746
	\$1,500,000
	\$1,500,000
	\$1,144,000
	\$712,726
	\$206,708
	\$1,500,000
	\$1,500,000
	\$919,187
	\$1,500,000
	\$1,500,000
	\$1,500,000
	\$1,500,000
	\$527,417
\$1,019,293	\$480,707
	\$262,139
	\$78,649
	\$539,794
	\$86,000
\$1,113,940	
\$814,374	\$0
\$1,500,000	\$0
	\$212,649
	\$384,680
\$329,780	\$0
\$1,216,141	\$0
\$299,294	\$0
	\$333,090

KEY		
Project type - R&I - Roadway and Intersection		Bold - project received partial funding
Colors		Phases
active program - fully funded - requested year		E1 Preliminary Engineering
active program - fully or partially funded - later year		E2 Design Engineering
grandfathered project - previously received STP funds		CON Construction
contingency program		CE Construction Engineering

COUNCIL MARKS - available funding for each Federal Fiscal Year				
2021	2022	2023	2024	2025
\$ 4,353,803	\$ 3,669,512	\$ 3,480,707	\$ 3,480,707	\$ 3,480,707

The project sponsors' requested funding amount and funding year.	The staff recommended funding amount and funding year.
--	--

PROJECT INFORMATION					REQUESTED PROGRAM					RECOMMENDED PROGRAM					
Rank	Project	Municipality	Project Type	Phase(s)	2021	2022	2023	2024	2025	programmed balance	2021	2022	2023	2024	2025
					\$ 4,353,803	\$ 3,669,512	\$ 3,480,707	\$ 3,480,707	\$ 3,480,707		\$ 4,348,790	\$ 3,559,118	\$ 3,296,992	\$ 3,202,139	\$ 3,480,707
8	N Main St	Crystal Lake	R&I	CON	\$1,500,000							\$1,500,000			
9	Madison/South/Lake St	Woodstock	R&I	CON	\$1,500,000						\$1,500,000				
1	Mason Hill Rd	Bull Valley	Resurfacing	CON, CE		\$1,144,000						\$1,144,000			
2	Haligus Rd	Lakewood	Resurfacing	CON	\$712,726						\$712,726				
3	Ringwood Rd	Ringwood	Resurfacing	CON, CE		\$206,708						\$206,708			
4	Riverside Dr	Johnsburg	Resurfacing	CON, CE		\$1,500,000							\$1,500,000		
5	Cary/Main St	Algonquin	R&I	CON	\$1,500,000						\$1,500,000				
6	Green St	McHenry	Resurfacing	CON, CE		\$919,187							\$919,187		
7	Prospect St	Marengo	Resurfacing	E2		\$60,000						\$60,000			
7	Prospect St	Marengo	Resurfacing	CON, CE			\$1,440,000							\$1,440,000	
10	Souwanas Tr	Algonquin	Resurfacing	CON		\$1,500,000								\$1,500,000	
11	Kreutzer Rd	Huntley	R&I	CON			\$1,500,000								\$1,500,000
12	Johnsburg Rd	Johnsburg	Resurfacing	CON, CE		\$1,500,000									\$1,500,000
13	Valley View Rd	Prairie Grove	Resurfacing	CON, CE	\$527,417						\$527,417				
14	Winn Rd	Spring Grove	Resurfacing	CON, CE		\$1,500,000									\$480,707
15	Bull Valley Rd	McHenry	Resurfacing	CON, CE				\$262,139						\$262,139	
16	Reed Rd	Lake in the Hills	Resurfacing	CON, CE	\$78,649						\$78,649				
17	Diggins St	Harvard	Resurfacing	E1	\$29,998						\$29,998				
17	Diggins St	Harvard	Resurfacing	E2	\$38,556							\$38,556			
17	Diggins St	Harvard	Resurfacing	CON, CE	\$471,240								\$471,240		
18	Four Seasons Blvd/Sullivan Lake	Lakemoor	R&I	E1	\$43,000							\$43,000			
18	Four Seasons Blvd/Sullivan Lake	Lakemoor	R&I	E2		\$43,000							\$43,000		
18	Four Seasons Blvd/Sullivan Lake	Lakemoor	R&I	CON, CE			\$1,113,940			Unable to fund phase due to fiscal constraint.					
19	Marengo Rd	Harvard	Resurfacing	CON, CE				\$814,374		Unable to fund phase due to fiscal constraint.					
20	Three Oaks/Sands	Crystal Lake	R&I	CON					\$1,500,000	Unable to fund phase due to fiscal constraint.					
21	Pingree Rd	Lake in the Hills	Resurfacing	CON, CE	\$212,649							\$212,649			
22	Howe/Wonder Lake Rd	Greenwood	R&I	E2	\$21,115							\$21,115			
22	Howe/Wonder Lake Rd	Greenwood	R&I	CON, CE	\$363,565								\$363,565		
23	Dartmoor Dr	McHenry	Resurfacing	CON, CE		\$329,780				Unable to fund - project sponsor has two awarded projects.					
24	Crystal Lake Ave/Walkup	Crystal Lake	R&I	CON				\$1,216,141		Unable to fund phase due to fiscal constraint.					
25	Crystal Lake Rd	Lake in the Hills	Resurfacing	CON, CE	\$299,294					Unable to fund - project sponsor has two awarded projects.					
26	McCullom Lake Rd	McCullom Lake	Resurfacing	E2	\$23,400							\$23,400			
26	McCullom Lake Rd	McCullom Lake	Resurfacing	CON, CE	\$309,690							\$309,690			

Totals	
Unfunded	5-year total
\$6,292,822	\$17,887,746
	\$1,500,000
	\$1,500,000
	\$1,144,000
	\$712,726
	\$206,708
	\$1,500,000
	\$1,500,000
	\$919,187
	\$1,500,000
	\$1,500,000
	\$1,500,000
	\$1,500,000
	\$527,417
\$1,019,293	\$480,707
	\$262,139
	\$78,649
	\$539,794
	\$86,000
\$1,113,940	
\$814,374	\$0
\$1,500,000	\$0
	\$212,649
	\$384,680
\$329,780	\$0
\$1,216,141	\$0
\$299,294	\$0
	\$333,090

KEY		
Project type - R&I - Roadway and Intersection		Bold - project received partial funding
Colors		Phases
active program - fully funded - requested year		E1 Preliminary Engineering
active program - fully or partially funded - later year		E2 Design Engineering
grandfathered project - previously received STP funds		CON Construction
contingency program		CE Construction Engineering

COUNCIL MARKS - available funding for each Federal Fiscal Year				
2021	2022	2023	2024	2025
\$ 4,353,803	\$ 3,669,512	\$ 3,480,707	\$ 3,480,707	\$ 3,480,707

The project sponsors' requested funding amount and funding year.	The staff recommended funding amount and funding year.
--	--

PROJECT INFORMATION					REQUESTED PROGRAM					RECOMMENDED PROGRAM						Totals	
Rank	Project	Municipality	Project Type	Phase(s)	2021	2022	2023	2024	2025		2021	2022	2023	2024	2025	Unfunded	5-year total
					\$ 4,353,803	\$ 3,669,512	\$ 3,480,707	\$ 3,480,707	\$ 3,480,707	programmed	\$ 4,348,790	\$ 3,559,118	\$ 3,296,992	\$ 3,202,139	\$ 3,480,707	\$6,292,822	\$17,887,746
										balance	\$ 5,013	\$ 110,394	\$ 183,715	\$ 278,568	\$ -		
8	N Main St	Crystal Lake	R&I	CON	\$1,500,000							\$1,500,000					\$1,500,000
9	Madison/South/Lake St	Woodstock	R&I	CON	\$1,500,000						\$1,500,000						\$1,500,000
1	Mason Hill Rd	Bull Valley	Resurfacing	CON, CE		\$1,144,000						\$1,144,000					\$1,144,000
2	Haligus Rd	Lakewood	Resurfacing	CON	\$712,726						\$712,726						\$712,726
3	Ringwood Rd	Ringwood	Resurfacing	CON, CE		\$206,708						\$206,708					\$206,708
4	Riverside Dr	Johnsburg	Resurfacing	CON, CE		\$1,500,000							\$1,500,000				\$1,500,000
5	Cary/Main St	Algonquin	R&I	CON	\$1,500,000						\$1,500,000						\$1,500,000
6	Green St	McHenry	Resurfacing	CON, CE		\$919,187							\$919,187				\$919,187
7	Prospect St	Marengo	Resurfacing	E2		\$60,000						\$60,000					\$1,500,000
7	Prospect St	Marengo	Resurfacing	CON, CE			\$1,440,000							\$1,440,000			\$1,500,000
10	Souwanas Tr	Algonquin	Resurfacing	CON		\$1,500,000								\$1,500,000			\$1,500,000
11	Kreutzer Rd	Huntley	R&I	CON			\$1,500,000								\$1,500,000		\$1,500,000
12	Johnsburg Rd	Johnsburg	Resurfacing	CON, CE		\$1,500,000									\$1,500,000		\$1,500,000
13	Valley View Rd	Prairie Grove	Resurfacing	CON, CE	\$527,417						\$527,417						\$527,417
14	Winn Rd	Spring Grove	Resurfacing	CON, CE		\$1,500,000									\$480,707	\$1,019,293	\$480,707
15	Bull Valley Rd	McHenry	Resurfacing	CON, CE				\$262,139						\$262,139			\$262,139
16	Reed Rd	Lake in the Hills	Resurfacing	CON, CE	\$78,649						\$78,649						\$78,649
17	Diggins St	Harvard	Resurfacing	E1	\$29,998						\$29,998						\$539,794
17	Diggins St	Harvard	Resurfacing	E2	\$38,556							\$38,556					
17	Diggins St	Harvard	Resurfacing	CON, CE	\$471,240								\$471,240				
18	Four Seasons Blvd/Sullivan Lake	Lakemoor	R&I	E1	\$43,000							\$43,000					\$86,000
18	Four Seasons Blvd/Sullivan Lake	Lakemoor	R&I	E2		\$43,000							\$43,000				
18	Four Seasons Blvd/Sullivan Lake	Lakemoor	R&I	CON, CE			\$1,113,940			Unable to fund phase due to fiscal constraint.						\$1,113,940	
19	Marengo Rd	Harvard	Resurfacing	CON, CE				\$814,374		Unable to fund phase due to fiscal constraint.						\$814,374	\$0
20	Three Oaks/Sands	Crystal Lake	R&I	CON					\$1,500,000	Unable to fund phase due to fiscal constraint.						\$1,500,000	\$0
21	Pingree Rd	Lake in the Hills	Resurfacing	CON, CE	\$212,649							\$212,649					\$212,649
22	Howe/Wonder Lake Rd	Greenwood	R&I	E2	\$21,115							\$21,115					\$384,680
22	Howe/Wonder Lake Rd	Greenwood	R&I	CON, CE	\$363,565								\$363,565				
23	Dartmoor Dr	McHenry	Resurfacing	CON, CE		\$329,780				Unable to fund - project sponsor has two awarded projects.						\$329,780	\$0
24	Crystal Lake Ave/Walkup	Crystal Lake	R&I	CON				\$1,216,141		Unable to fund phase due to fiscal constraint.						\$1,216,141	\$0
25	Crystal Lake Rd	Lake in the Hills	Resurfacing	CON, CE	\$299,294					Unable to fund - project sponsor has two awarded projects.						\$299,294	\$0
26	McCullom Lake Rd	McCullom Lake	Resurfacing	E2	\$23,400							\$23,400					\$333,090
26	McCullom Lake Rd	McCullom Lake	Resurfacing	CON, CE	\$309,690							\$309,690					

KEY		
Project type - R&I - Roadway and Intersection		Bold - project received partial funding
Colors		Phases
active program - fully funded - requested year		E1 Preliminary Engineering
active program - fully or partially funded - later year		E2 Design Engineering
grandfathered project - previously received STP funds		CON Construction
contingency program		CE Construction Engineering

COUNCIL MARKS - available funding for each Federal Fiscal Year				
2021	2022	2023	2024	2025
\$ 4,353,803	\$ 3,669,512	\$ 3,480,707	\$ 3,480,707	\$ 3,480,707

The project sponsors' requested funding amount and funding year.	The staff recommended funding amount and funding year.
--	--

PROJECT INFORMATION					REQUESTED PROGRAM					RECOMMENDED PROGRAM						Totals	
Rank	Project	Municipality	Project Type	Phase(s)	2021	2022	2023	2024	2025	programmed balance	2021	2022	2023	2024	2025	Unfunded	5-year total
					\$ 4,353,803	\$ 3,669,512	\$ 3,480,707	\$ 3,480,707	\$ 3,480,707		\$ 4,348,790	\$ 3,559,118	\$ 3,296,992	\$ 3,202,139	\$ 3,480,707		
8	N Main St	Crystal Lake	R&I	CON	\$1,500,000							\$1,500,000					\$1,500,000
9	Madison/South/Lake St	Woodstock	R&I	CON	\$1,500,000						\$1,500,000						\$1,500,000
1	Mason Hill Rd	Bull Valley	Resurfacing	CON, CE		\$1,144,000						\$1,144,000					\$1,144,000
2	Haligus Rd	Lakewood	Resurfacing	CON	\$712,726						\$712,726						\$712,726
3	Ringwood Rd	Ringwood	Resurfacing	CON, CE		\$206,708						\$206,708					\$206,708
4	Riverside Dr	Johnsburg	Resurfacing	CON, CE		\$1,500,000							\$1,500,000				\$1,500,000
5	Cary/Main St	Algonquin	R&I	CON	\$1,500,000						\$1,500,000						\$1,500,000
6	Green St	McHenry	Resurfacing	CON, CE		\$919,187							\$919,187				\$919,187
7	Prospect St	Marengo	Resurfacing	E2		\$60,000						\$60,000					\$1,500,000
7	Prospect St	Marengo	Resurfacing	CON, CE			\$1,440,000							\$1,440,000			\$1,500,000
10	Souwanas Tr	Algonquin	Resurfacing	CON		\$1,500,000								\$1,500,000			\$1,500,000
11	Kreutzer Rd	Huntley	R&I	CON			\$1,500,000								\$1,500,000		\$1,500,000
12	Johnsburg Rd	Johnsburg	Resurfacing	CON, CE		\$1,500,000									\$1,500,000		\$1,500,000
13	Valley View Rd	Prairie Grove	Resurfacing	CON, CE	\$527,417						\$527,417						\$527,417
14	Winn Rd	Spring Grove	Resurfacing	CON, CE		\$1,500,000									\$480,707	\$1,019,293	\$480,707
15	Bull Valley Rd	McHenry	Resurfacing	CON, CE				\$262,139						\$262,139			\$262,139
16	Reed Rd	Lake in the Hills	Resurfacing	CON, CE	\$78,649						\$78,649						\$78,649
17	Diggins St	Harvard	Resurfacing	E1	\$29,998						\$29,998						\$539,794
17	Diggins St	Harvard	Resurfacing	E2	\$38,556							\$38,556					\$539,794
17	Diggins St	Harvard	Resurfacing	CON, CE	\$471,240								\$471,240				\$539,794
18	Four Seasons Blvd/Sullivan Lake	Lakemoor	R&I	E1	\$43,000							\$43,000					\$86,000
18	Four Seasons Blvd/Sullivan Lake	Lakemoor	R&I	E2		\$43,000							\$43,000				\$86,000
18	Four Seasons Blvd/Sullivan Lake	Lakemoor	R&I	CON, CE			\$1,113,940			Unable to fund phase due to fiscal constraint.						\$1,113,940	\$86,000
19	Marengo Rd	Harvard	Resurfacing	CON, CE				\$814,374		Unable to fund phase due to fiscal constraint.						\$814,374	\$0
20	Three Oaks/Sands	Crystal Lake	R&I	CON					\$1,500,000	Unable to fund phase due to fiscal constraint.						\$1,500,000	\$0
21	Pingree Rd	Lake in the Hills	Resurfacing	CON, CE	\$212,649							\$212,649					\$212,649
22	Howe/Wonder Lake Rd	Greenwood	R&I	E2	\$21,115							\$21,115					\$384,680
22	Howe/Wonder Lake Rd	Greenwood	R&I	CON, CE	\$363,565								\$363,565				\$384,680
23	Dartmoor Dr	McHenry	Resurfacing	CON, CE		\$329,780				Unable to fund - project sponsor has two awarded projects.						\$329,780	\$0
24	Crystal Lake Ave/Walkup	Crystal Lake	R&I	CON				\$1,216,141		Unable to fund phase due to fiscal constraint.						\$1,216,141	\$0
25	Crystal Lake Rd	Lake in the Hills	Resurfacing	CON, CE	\$299,294					Unable to fund - project sponsor has two awarded projects.						\$299,294	\$0
26	McCullom Lake Rd	McCullom Lake	Resurfacing	E2	\$23,400							\$23,400					\$333,090
26	McCullom Lake Rd	McCullom Lake	Resurfacing	CON, CE	\$309,690							\$309,690					\$333,090

KEY		
Project type - R&I - Roadway and Intersection		Bold - project received partial funding
Colors		Phases
active program - fully funded - requested year		E1 Preliminary Engineering
active program - fully or partially funded - later year		E2 Design Engineering
grandfathered project - previously received STP funds		CON Construction
contingency program		CE Construction Engineering

COUNCIL MARKS - available funding for each Federal Fiscal Year				
2021	2022	2023	2024	2025
\$ 4,353,803	\$ 3,669,512	\$ 3,480,707	\$ 3,480,707	\$ 3,480,707

The project sponsors' requested funding amount and funding year.	The staff recommended funding amount and funding year.
--	--

PROJECT INFORMATION					REQUESTED PROGRAM					RECOMMENDED PROGRAM						Totals	
Rank	Project	Municipality	Project Type	Phase(s)	2021	2022	2023	2024	2025	programmed balance	2021	2022	2023	2024	2025	Unfunded	5-year total
					\$ 4,353,803	\$ 3,669,512	\$ 3,480,707	\$ 3,480,707	\$ 3,480,707		\$ 4,348,790	\$ 3,559,118	\$ 3,296,992	\$ 3,202,139	\$ 3,480,707	\$6,292,822	\$17,887,746
8	N Main St	Crystal Lake	R&I	CON	\$1,500,000							\$1,500,000					\$1,500,000
9	Madison/South/Lake St	Woodstock	R&I	CON	\$1,500,000						\$1,500,000						\$1,500,000
1	Mason Hill Rd	Bull Valley	Resurfacing	CON, CE		\$1,144,000						\$1,144,000					\$1,144,000
2	Haligus Rd	Lakewood	Resurfacing	CON	\$712,726						\$712,726						\$712,726
3	Ringwood Rd	Ringwood	Resurfacing	CON, CE		\$206,708						\$206,708					\$206,708
4	Riverside Dr	Johnsburg	Resurfacing	CON, CE		\$1,500,000							\$1,500,000				\$1,500,000
5	Cary/Main St	Algonquin	R&I	CON	\$1,500,000						\$1,500,000						\$1,500,000
6	Green St	McHenry	Resurfacing	CON, CE		\$919,187							\$919,187				\$919,187
7	Prospect St	Marengo	Resurfacing	E2		\$60,000						\$60,000					\$1,500,000
7	Prospect St	Marengo	Resurfacing	CON, CE			\$1,440,000							\$1,440,000			\$1,500,000
10	Souwanas Tr	Algonquin	Resurfacing	CON		\$1,500,000								\$1,500,000			\$1,500,000
11	Kreutzer Rd	Huntley	R&I	CON			\$1,500,000								\$1,500,000		\$1,500,000
12	Johnsburg Rd	Johnsburg	Resurfacing	CON, CE		\$1,500,000									\$1,500,000		\$1,500,000
13	Valley View Rd	Prairie Grove	Resurfacing	CON, CE	\$527,417						\$527,417						\$527,417
14	Winn Rd	Spring Grove	Resurfacing	CON, CE		\$1,500,000									\$480,707	\$1,019,293	\$480,707
15	Bull Valley Rd	McHenry	Resurfacing	CON, CE				\$262,139						\$262,139			\$262,139
16	Reed Rd	Lake in the Hills	Resurfacing	CON, CE	\$78,649						\$78,649						\$78,649
17	Diggins St	Harvard	Resurfacing	E1	\$29,998						\$29,998						\$539,794
17	Diggins St	Harvard	Resurfacing	E2	\$38,556							\$38,556					\$539,794
17	Diggins St	Harvard	Resurfacing	CON, CE	\$471,240								\$471,240				\$539,794
18	Four Seasons Blvd/Sullivan Lake	Lakemoor	R&I	E1	\$43,000							\$43,000					\$86,000
18	Four Seasons Blvd/Sullivan Lake	Lakemoor	R&I	E2		\$43,000							\$43,000				\$86,000
18	Four Seasons Blvd/Sullivan Lake	Lakemoor	R&I	CON, CE			\$1,113,940			Unable to fund phase due to fiscal constraint.						\$1,113,940	\$86,000
19	Marengo Rd	Harvard	Resurfacing	CON, CE				\$814,374		Unable to fund phase due to fiscal constraint.						\$814,374	\$0
20	Three Oaks/Sands	Crystal Lake	R&I	CON					\$1,500,000	Unable to fund phase due to fiscal constraint.						\$1,500,000	\$0
21	Pingree Rd	Lake in the Hills	Resurfacing	CON, CE	\$212,649							\$212,649					\$212,649
22	Howe/Wonder Lake Rd	Greenwood	R&I	E2	\$21,115							\$21,115					\$384,680
22	Howe/Wonder Lake Rd	Greenwood	R&I	CON, CE	\$363,565								\$363,565				\$384,680
23	Dartmoor Dr	McHenry	Resurfacing	CON, CE		\$329,780				Unable to fund - project sponsor has two awarded projects.						\$329,780	\$0
24	Crystal Lake Ave/Walkup	Crystal Lake	R&I	CON				\$1,216,141		Unable to fund phase due to fiscal constraint.						\$1,216,141	\$0
25	Crystal Lake Rd	Lake in the Hills	Resurfacing	CON, CE	\$299,294					Unable to fund - project sponsor has two awarded projects.						\$299,294	\$0
26	McCullom Lake Rd	McCullom Lake	Resurfacing	E2	\$23,400							\$23,400					\$333,090
26	McCullom Lake Rd	McCullom Lake	Resurfacing	CON, CE	\$309,690							\$309,690					\$333,090

KEY		
Project type - R&I - Roadway and Intersection		Bold - project received partial funding
Colors		Phases
active program - fully funded - requested year		E1 Preliminary Engineering
active program - fully or partially funded - later year		E2 Design Engineering
grandfathered project - previously received STP funds		CON Construction
contingency program		CE Construction Engineering

COUNCIL MARKS - available funding for each Federal Fiscal Year				
2021	2022	2023	2024	2025
\$ 4,353,803	\$ 3,669,512	\$ 3,480,707	\$ 3,480,707	\$ 3,480,707

The project sponsors' requested funding amount and funding year.	The staff recommended funding amount and funding year.
--	--

PROJECT INFORMATION					REQUESTED PROGRAM					RECOMMENDED PROGRAM						Totals	
Rank	Project	Municipality	Project Type	Phase(s)	2021	2022	2023	2024	2025		2021	2022	2023	2024	2025	Unfunded	5-year total
					\$ 4,353,803	\$ 3,669,512	\$ 3,480,707	\$ 3,480,707	\$ 3,480,707	programmed	\$ 4,348,790	\$ 3,559,118	\$ 3,296,992	\$ 3,202,139	\$ 3,480,707		
					balance	\$ 5,013	\$ 110,394	\$ 183,715	\$ 278,568	\$ -							
8	N Main St	Crystal Lake	R&I	CON	\$1,500,000							\$1,500,000					\$1,500,000
9	Madison/South/Lake St	Woodstock	R&I	CON	\$1,500,000						\$1,500,000						\$1,500,000
1	Mason Hill Rd	Bull Valley	Resurfacing	CON, CE		\$1,144,000						\$1,144,000					\$1,144,000
2	Haligus Rd	Lakewood	Resurfacing	CON	\$712,726						\$712,726						\$712,726
3	Ringwood Rd	Ringwood	Resurfacing	CON, CE		\$206,708						\$206,708					\$206,708
4	Riverside Dr	Johnsburg	Resurfacing	CON, CE		\$1,500,000							\$1,500,000				\$1,500,000
5	Cary/Main St	Algonquin	R&I	CON	\$1,500,000						\$1,500,000						\$1,500,000
6	Green St	McHenry	Resurfacing	CON, CE		\$919,187							\$919,187				\$919,187
7	Prospect St	Marengo	Resurfacing	E2		\$60,000						\$60,000					\$1,500,000
7	Prospect St	Marengo	Resurfacing	CON, CE			\$1,440,000							\$1,440,000			\$1,500,000
10	Souwanas Tr	Algonquin	Resurfacing	CON		\$1,500,000								\$1,500,000			\$1,500,000
11	Kreutzer Rd	Huntley	R&I	CON			\$1,500,000								\$1,500,000		\$1,500,000
12	Johnsburg Rd	Johnsburg	Resurfacing	CON, CE		\$1,500,000									\$1,500,000		\$1,500,000
13	Valley View Rd	Prairie Grove	Resurfacing	CON, CE	\$527,417						\$527,417						\$527,417
14	Winn Rd	Spring Grove	Resurfacing	CON, CE		\$1,500,000									\$480,707	\$1,019,293	\$480,707
15	Bull Valley Rd	McHenry	Resurfacing	CON, CE				\$262,139						\$262,139			\$262,139
16	Reed Rd	Lake in the Hills	Resurfacing	CON, CE	\$78,649						\$78,649						\$78,649
17	Diggins St	Harvard	Resurfacing	E1	\$29,998						\$29,998						\$539,794
17	Diggins St	Harvard	Resurfacing	E2	\$38,556							\$38,556					
17	Diggins St	Harvard	Resurfacing	CON, CE	\$471,240								\$471,240				
18	Four Seasons Blvd/Sullivan Lake	Lakemoor	R&I	E1	\$43,000							\$43,000					\$86,000
18	Four Seasons Blvd/Sullivan Lake	Lakemoor	R&I	E2		\$43,000							\$43,000				
18	Four Seasons Blvd/Sullivan Lake	Lakemoor	R&I	CON, CE			\$1,113,940			Unable to fund phase due to fiscal constraint.						\$1,113,940	
19	Marengo Rd	Harvard	Resurfacing	CON, CE				\$814,374		Unable to fund phase due to fiscal constraint.						\$814,374	\$0
20	Three Oaks/Sands	Crystal Lake	R&I	CON					\$1,500,000	Unable to fund phase due to fiscal constraint.						\$1,500,000	\$0
21	Pingree Rd	Lake in the Hills	Resurfacing	CON, CE	\$212,649							\$212,649					\$212,649
22	Howe/Wonder Lake Rd	Greenwood	R&I	E2	\$21,115							\$21,115					\$384,680
22	Howe/Wonder Lake Rd	Greenwood	R&I	CON, CE	\$363,565								\$363,565				
23	Dartmoor Dr	McHenry	Resurfacing	CON, CE		\$329,780				Unable to fund - project sponsor has two awarded projects.						\$329,780	\$0
24	Crystal Lake Ave/Walkup	Crystal Lake	R&I	CON				\$1,216,141		Unable to fund phase due to fiscal constraint.						\$1,216,141	\$0
25	Crystal Lake Rd	Lake in the Hills	Resurfacing	CON, CE	\$299,294					Unable to fund - project sponsor has two awarded projects.						\$299,294	\$0
26	McCullom Lake Rd	McCullom Lake	Resurfacing	E2	\$23,400							\$23,400					\$333,090
26	McCullom Lake Rd	McCullom Lake	Resurfacing	CON, CE	\$309,690							\$309,690					

THE PROJECTS

2021

PROJECTS RECEIVING FUNDING - 2021

ALGONQUIN

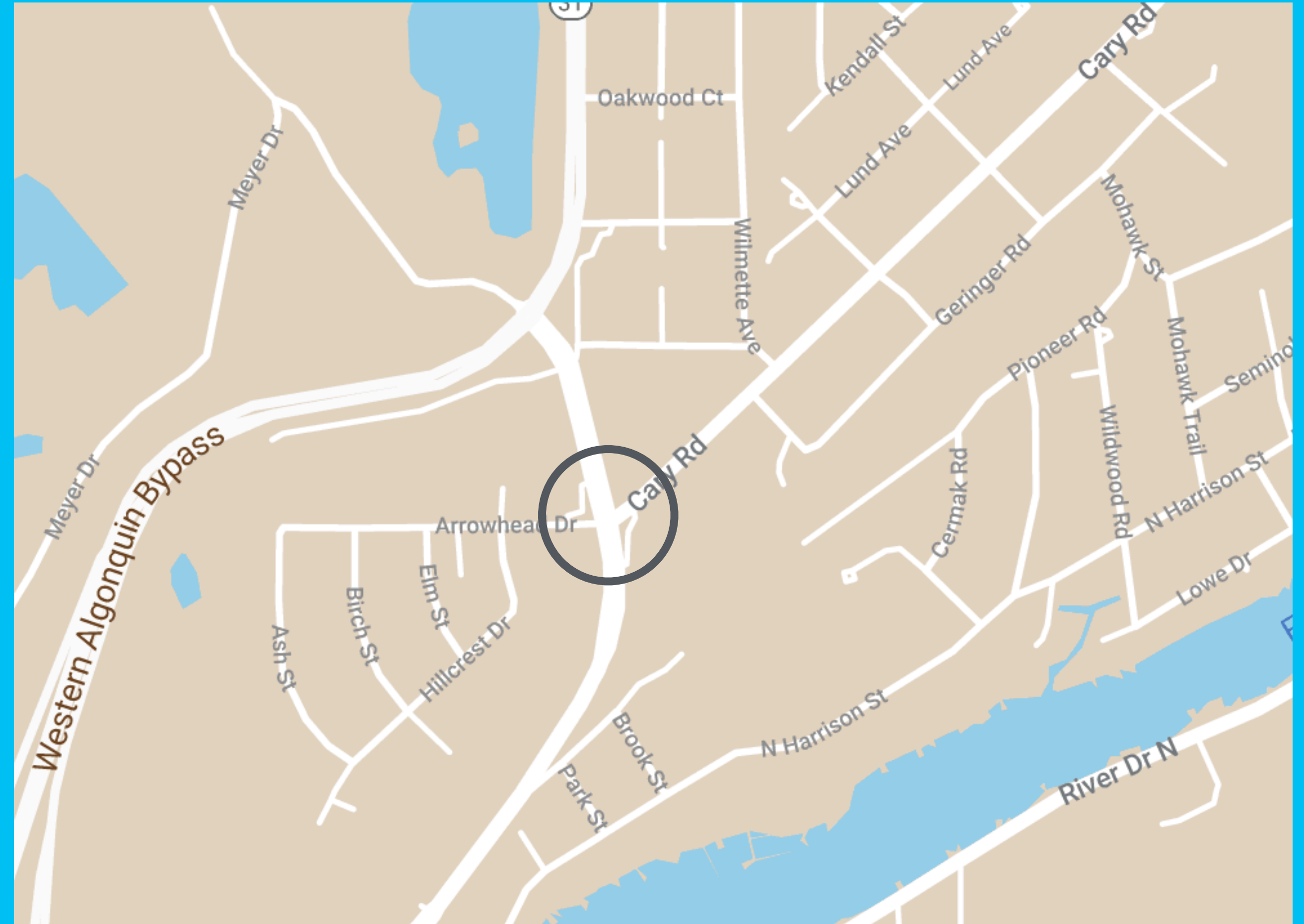
Cary Road/Main Street Roundabout

Project category: roadway & intersection

Project cost: \$5,200,000

Project award: \$1,500,000

Description: Convert 2-way stop controlled intersection to a modern-day roundabout.



PROJECTS RECEIVING FUNDING - 2021

LAKE IN THE HILLS

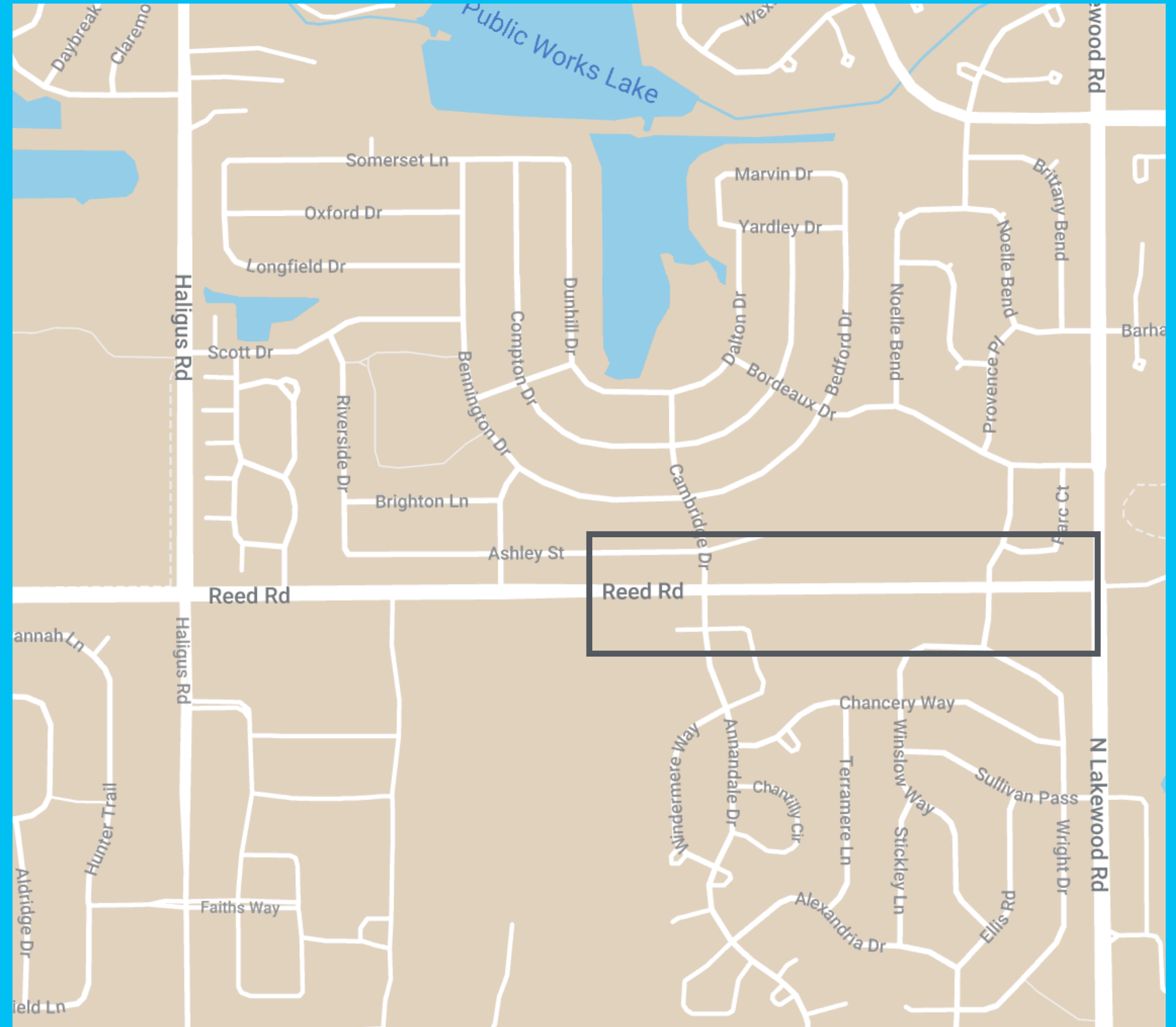
Reed Road Resurfacing

Project category: resurfacing

Project cost: \$98,311

Project award: \$78,649

**Description: Resurfacing Reed Road
from Lake in the Hills Village limits
to Lakewood Road**



PROJECTS RECEIVING FUNDING - 2021

LAKEWOOD

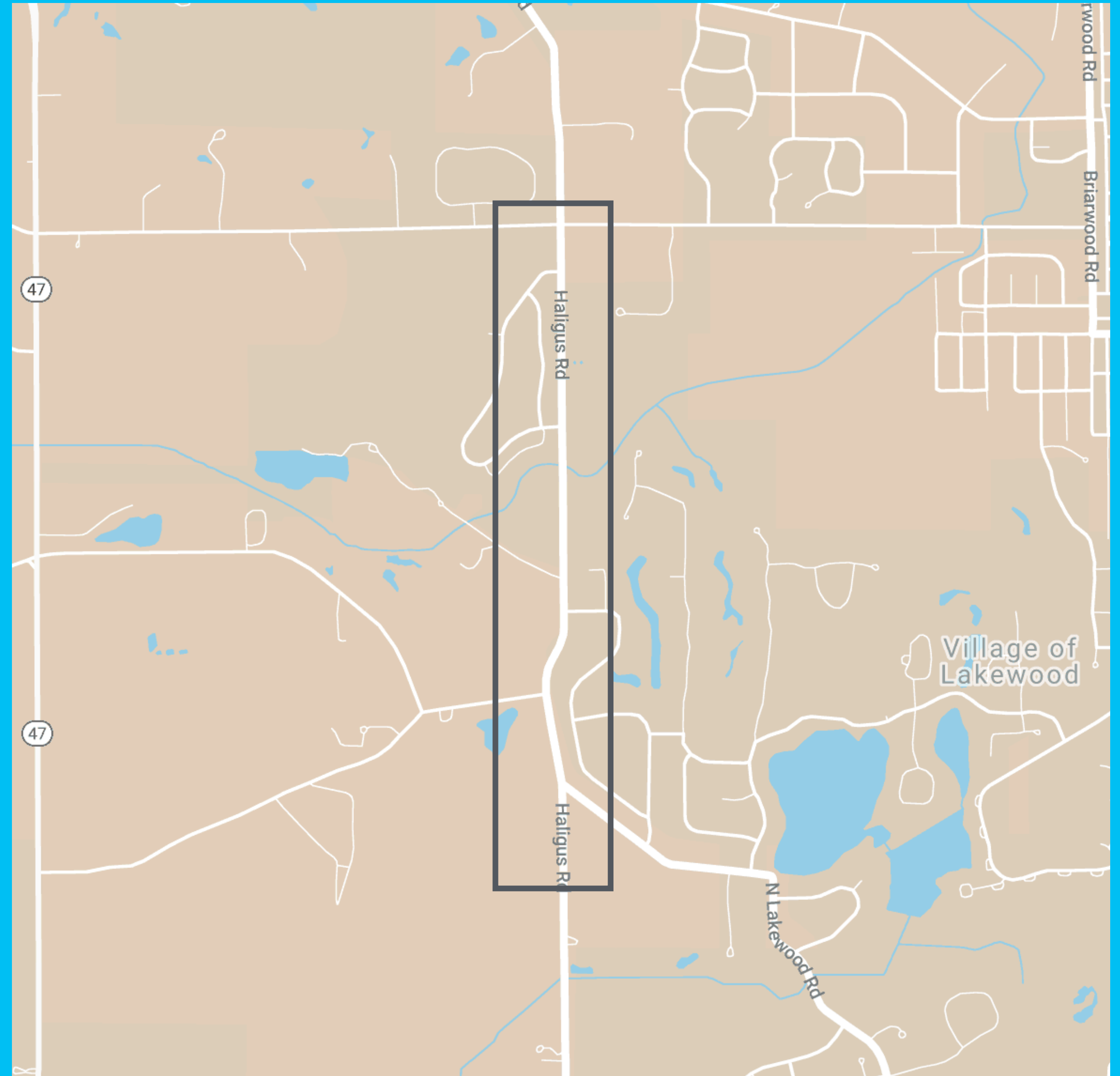
Haligus Road Improvements

Project category: resurfacing

Project cost: \$712,726

Project award: \$920,857

Description: The project is located along Haligus Road from Lakewood Road to the northern Village limits, approximately 1300 feet north of Ballard Road and includes street resurfacing, driveway repairs, pavement markings, “share the road” bicycle signage, utility adjustments, and restoration.



PROJECTS RECEIVING FUNDING - 2021

PRAIRIE GROVE

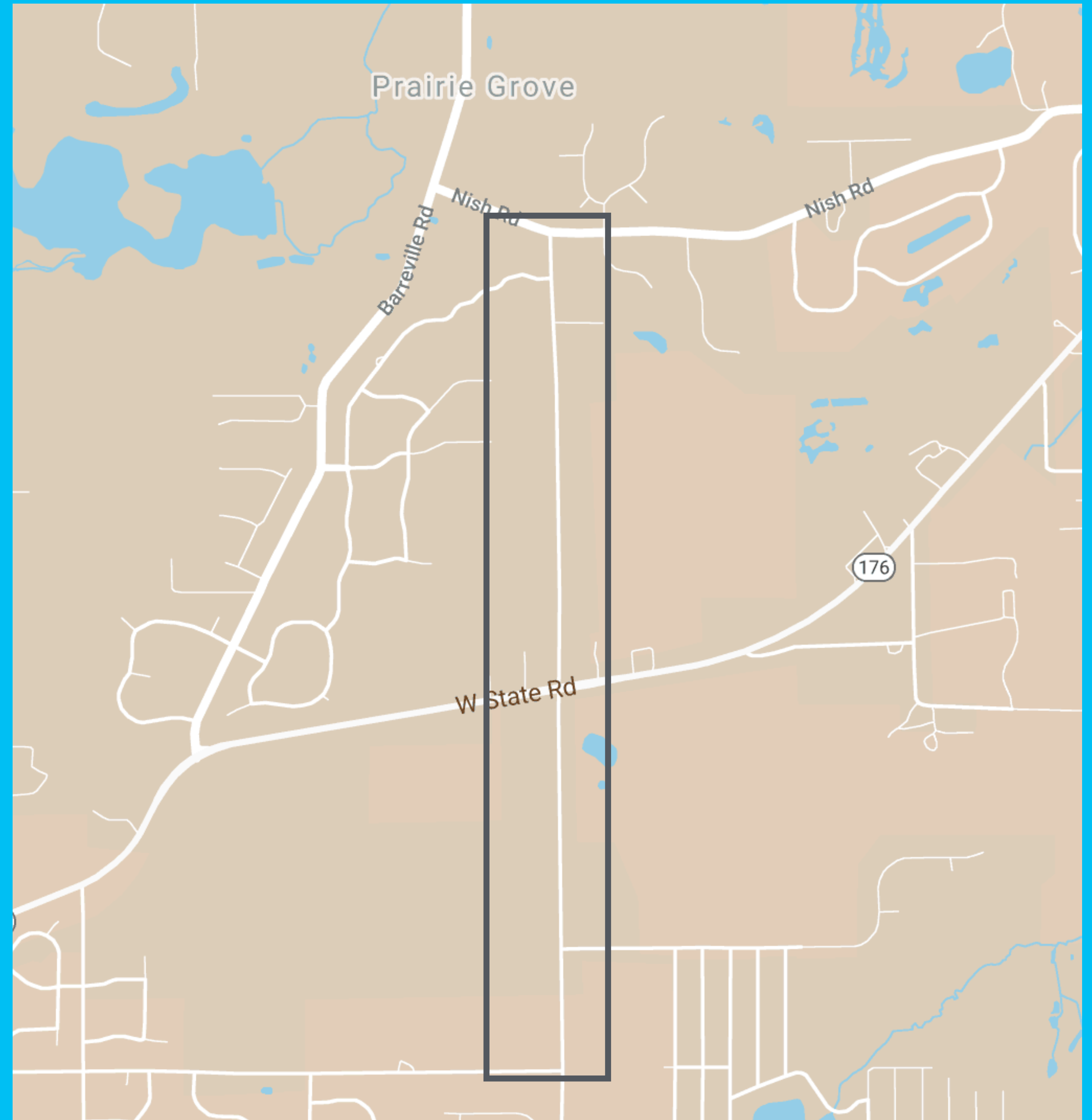
Valley View Road Improvements

Project category: resurfacing

Project cost: \$689,222

Project award: \$527,417

Description: The project is located along Valley View Road from Nish Road to the southern Village limits and includes street resurfacing, driveway repairs, minor ditch improvements, pavement markings, utility adjustments, and restoration.



PROJECTS RECEIVING FUNDING - 2021

WOODSTOCK

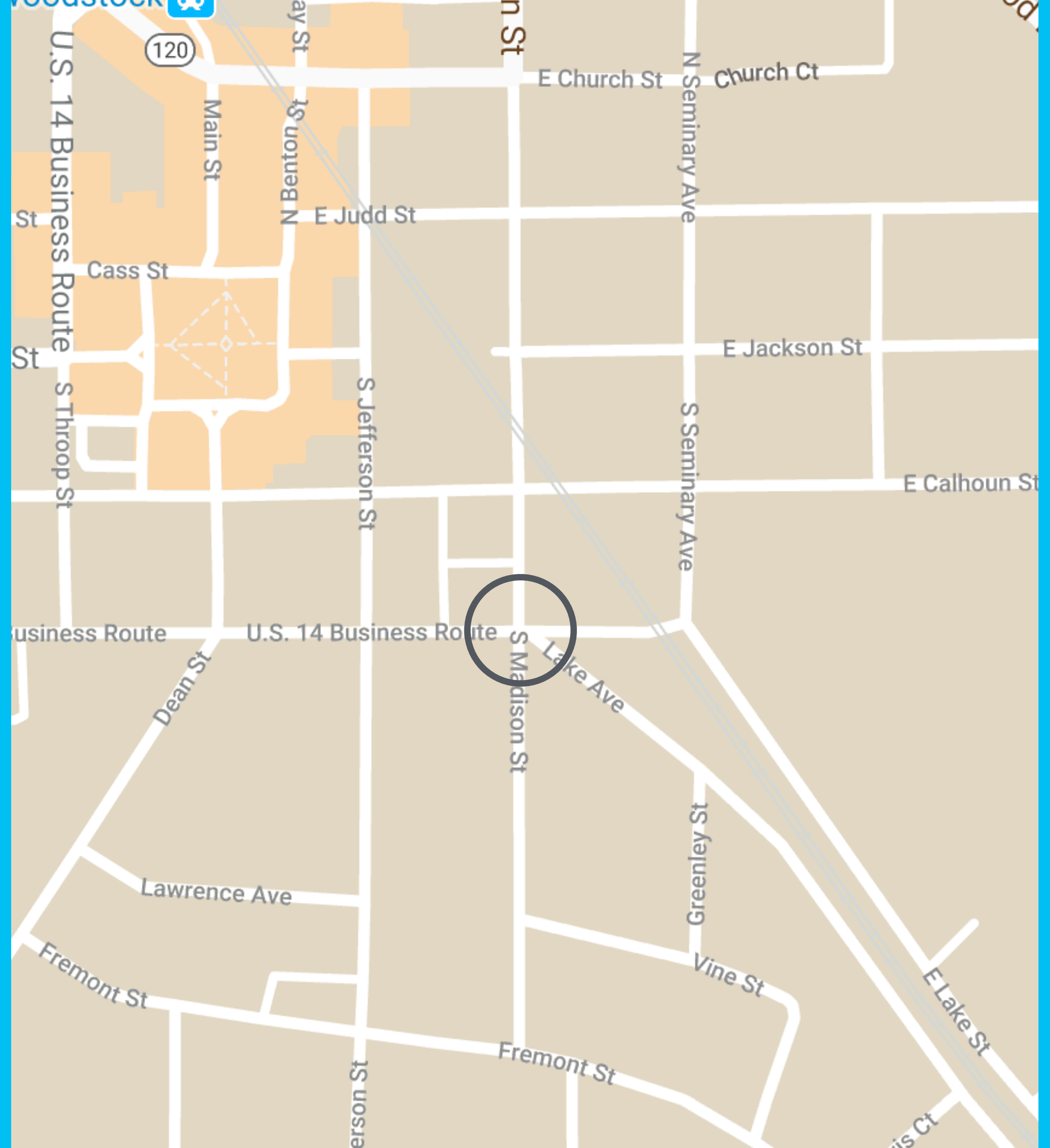
**South Street-Madison Street-Lake Avenue
Intersection**

Project category: roadway & intersection

Project cost: \$3,384,400

Project award: \$1,500,000

Description: Reconstruction & reconfiguration of an existing 5-leg intersection to a single-lane roundabout, including roadway lighting, sidewalks, ADA-accessible pedestrian crossings across all approaches, & streetscape elements around & within the roundabout.



2022

PROJECTS RECEIVING FUNDING - 2022

BULL VALLEY

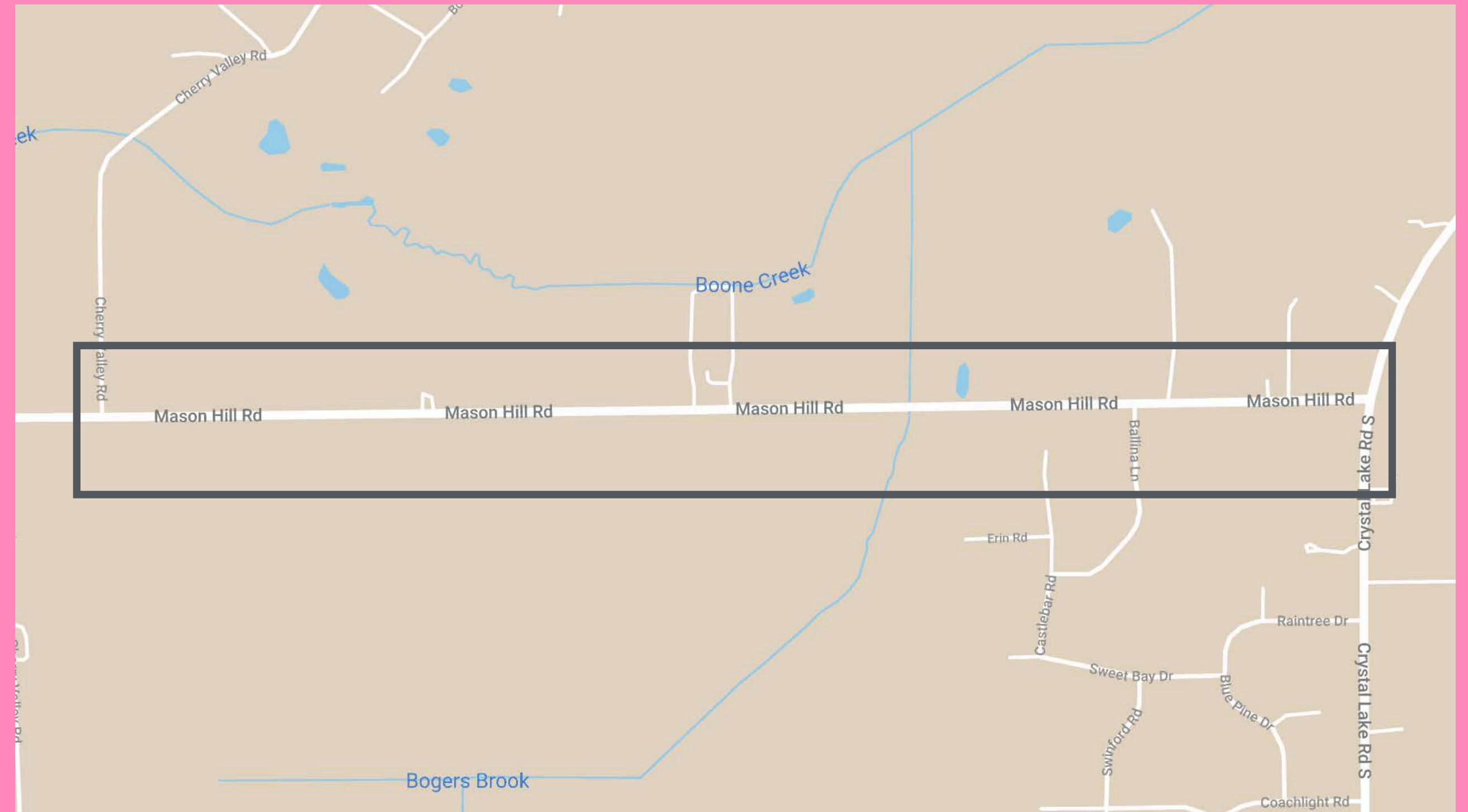
Mason Hill Road Resurfacing

Project category: resurfacing

Project cost: \$5,200,000

Project award: \$1,144,000

Description: The project is located along Mason Hill Road from 650 feet west of Cherry Valley Road to Crystal Lake Road and includes road resurfacing, driveway repairs, pavement marking, “share the road” bicycle signage, road cross culvert replacement, and native restoration.



PROJECTS RECEIVING FUNDING - 2022

CRYSTAL LAKE

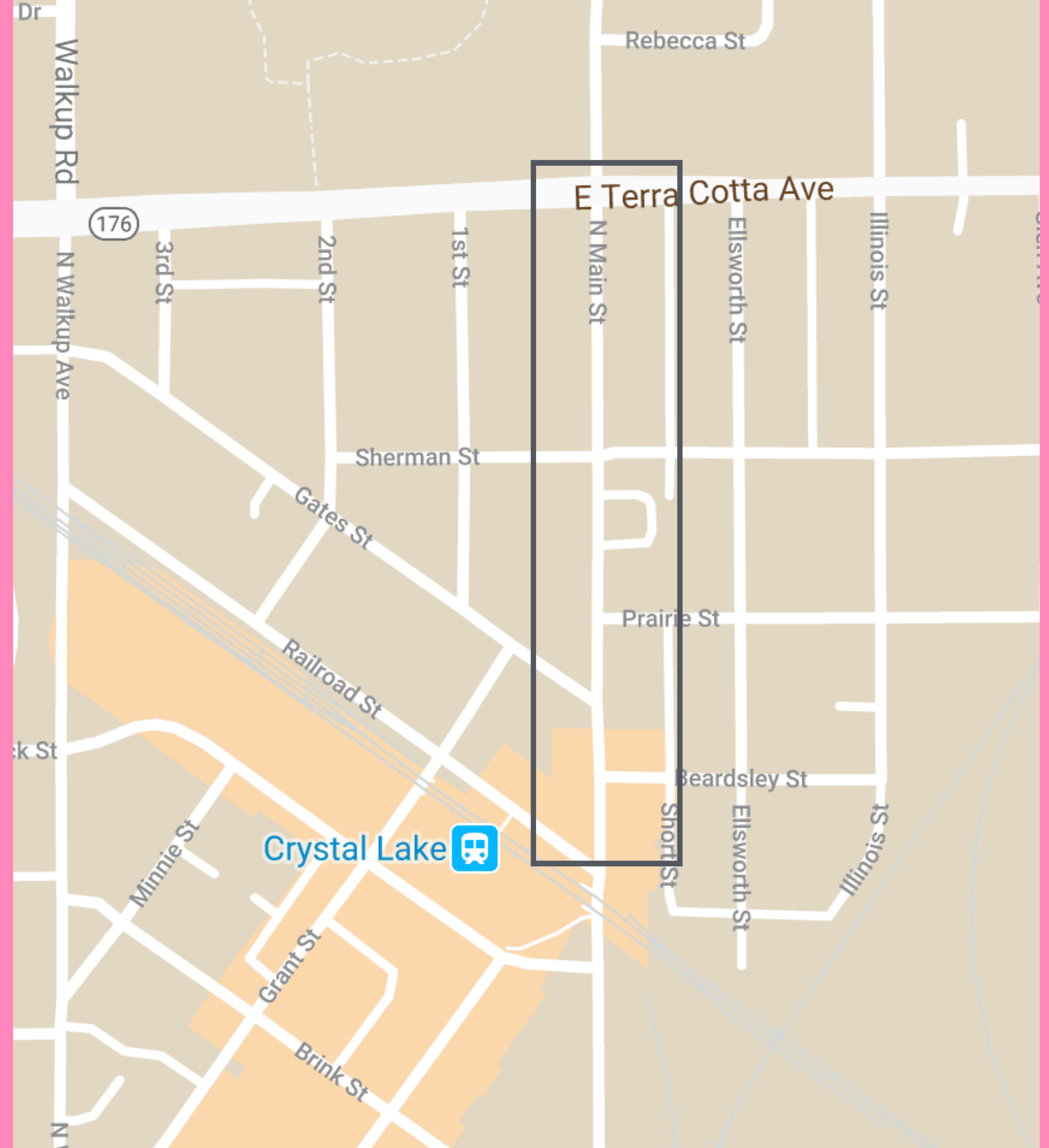
N. Main Street

Project category: roadway & intersection

Project cost: \$3,508,600

Project award: \$1,500,000

Description: Intersection improvement to install a new traffic signal at Route 176 and N. Main Street, add a westbound right turn lane and northbound left turn lane, resurfacing, water main upgrade, additional sidewalk and pedestrian accommodations at the intersection.



PROJECTS RECEIVING FUNDING - 2022

MCCULLOM LAKE

McCullom Lake Road

Project category: resurfacing

Project cost: \$373,100

Project award: \$333,090

Description: Repair and resurface
existing roadway pavement



PROJECTS RECEIVING FUNDING - 2022

RINGWOOD

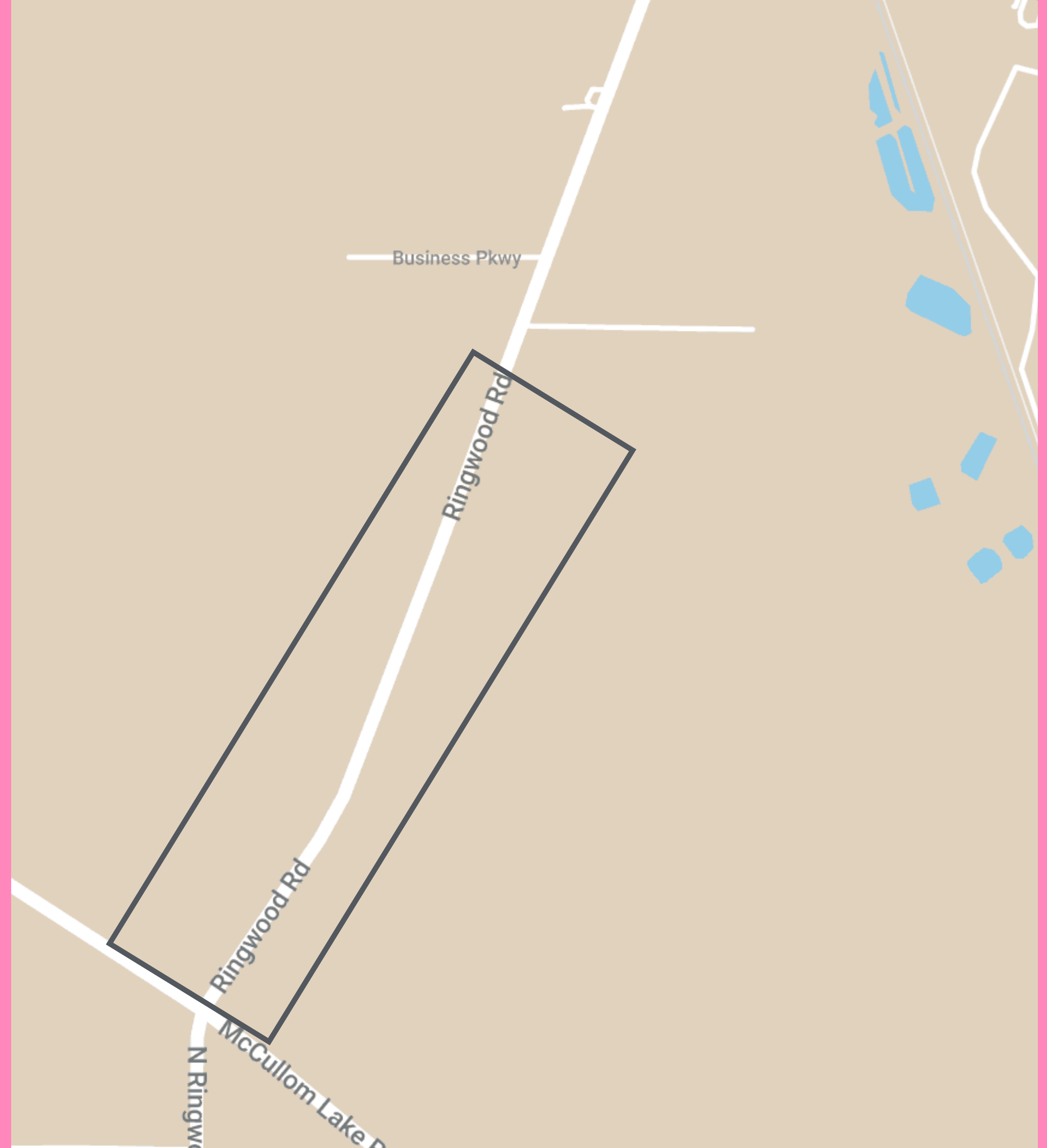
Ringwood Road

Project category: resurfacing

Project cost: \$430,430

Project award: \$206,708

Description: Ringwood Road resurfacing, pavement patching, signage upgrades, and the planting of street trees.



2023

PROJECTS RECEIVING FUNDING - 2023

GREENWOOD

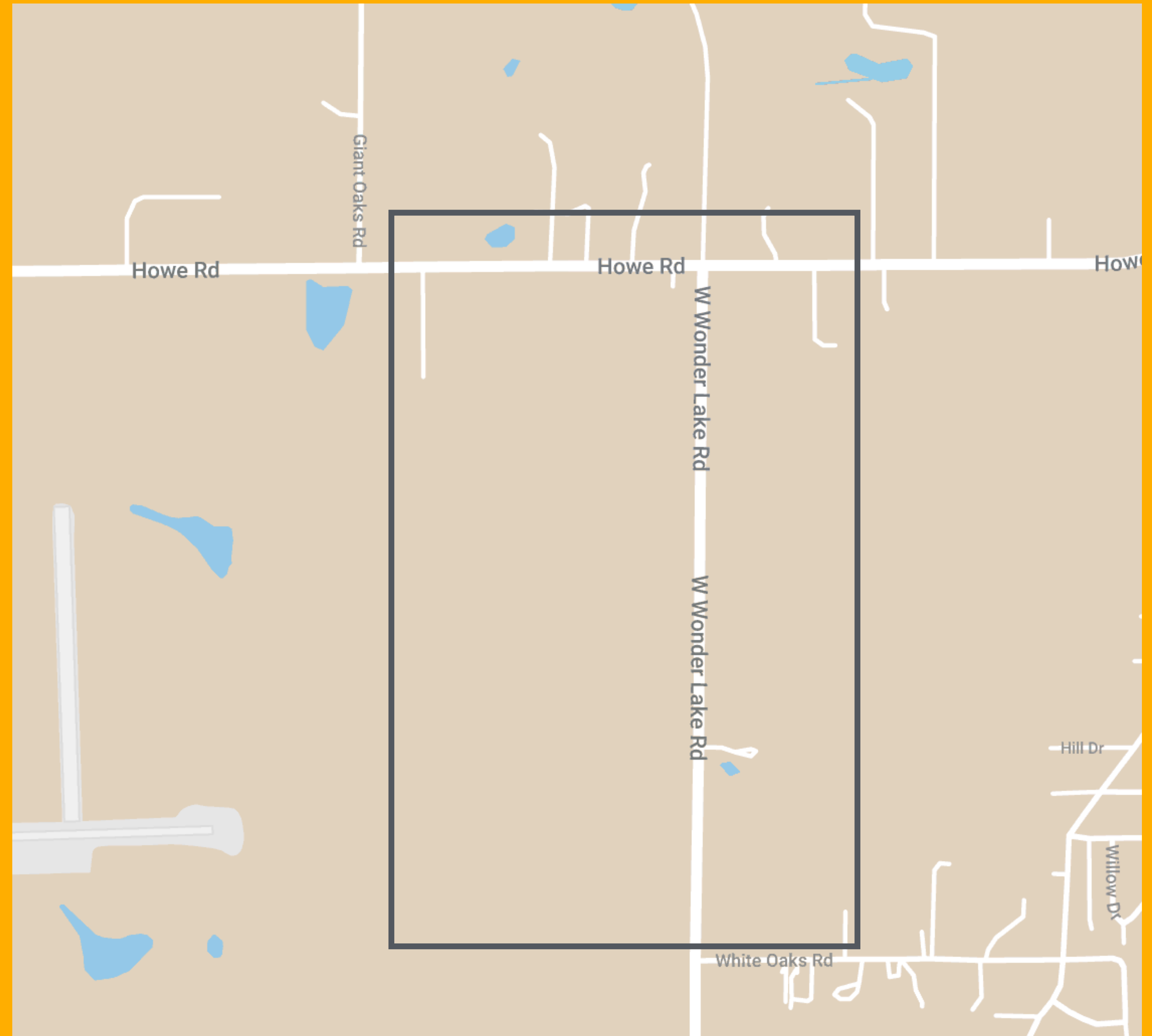
Howe Road/West Wonder Lake Road Resurfacing

Project category: roadway &
intersection

Project cost: \$430,430

Project award: \$384,680

Description: Reconstruction of
existing roadway pavement.



PROJECTS RECEIVING FUNDING - 2023

HARVARD

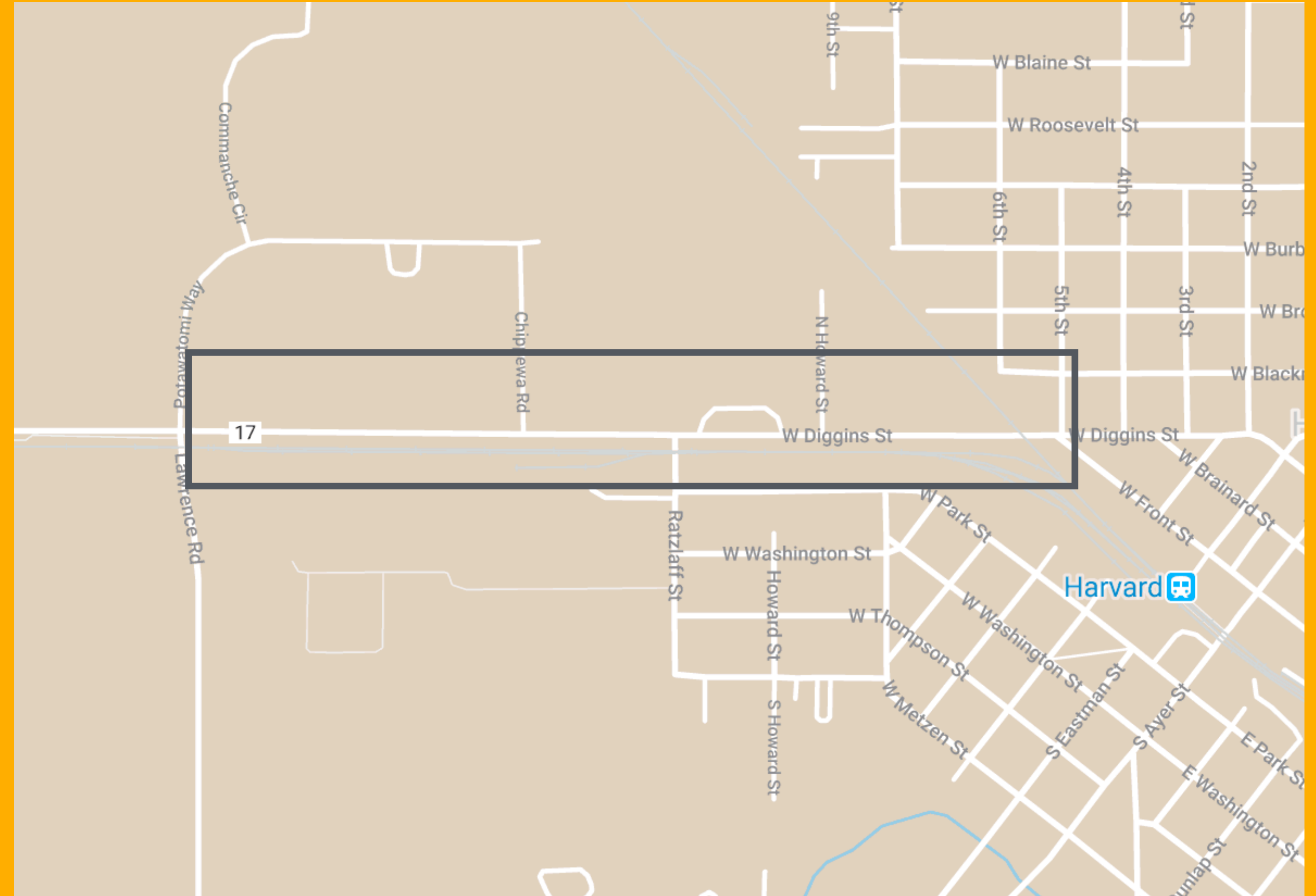
Diggins Street Resurfacing

Project category: resurfacing

Project cost: \$599,760

Project award: \$539,794

Description: Drainage improvements along the north side of Diggins Street, plus mill, patch and resurfacing of Diggins Street from Lawrence Road to Front Street.



PROJECTS RECEIVING FUNDING - 2023

JOHNSBURG

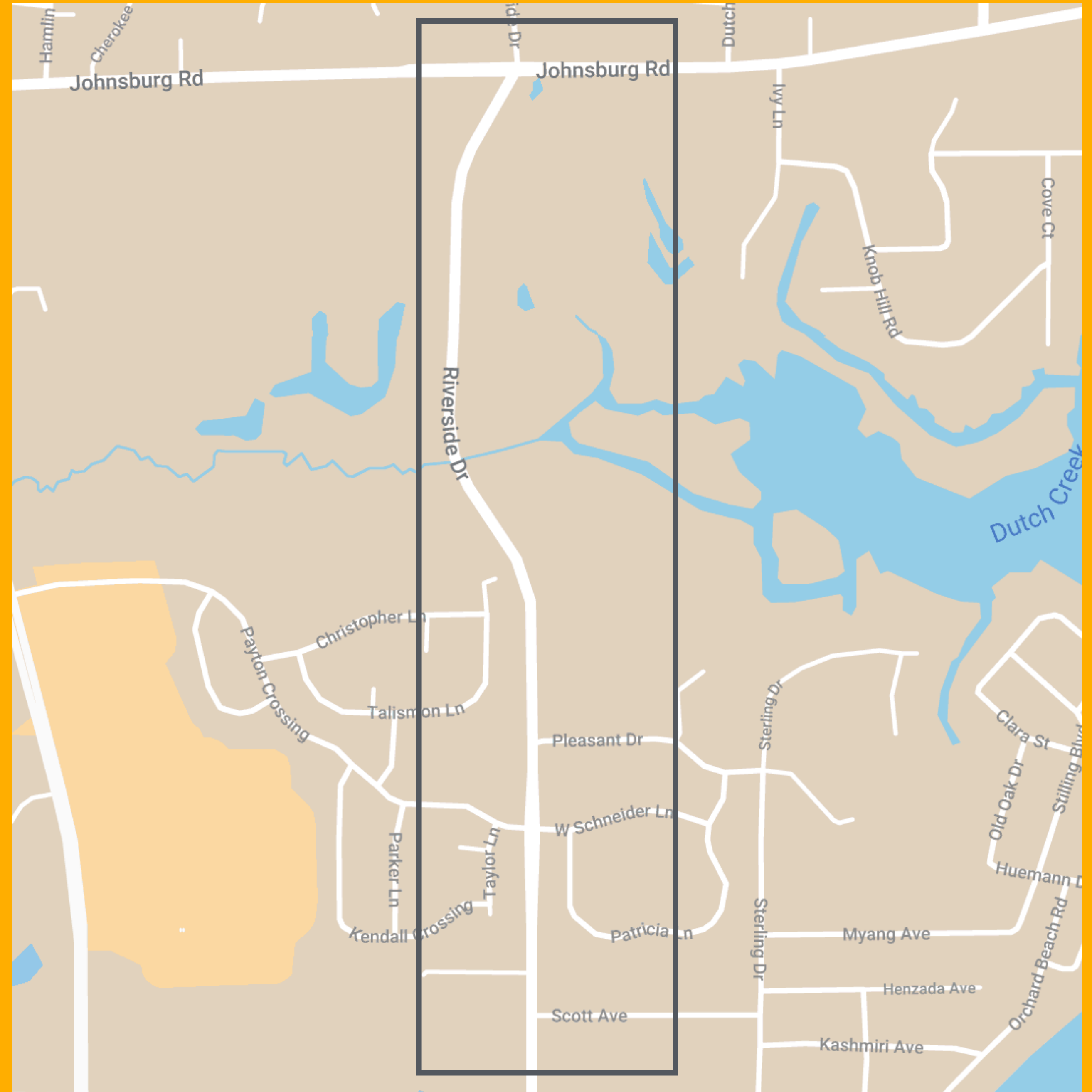
Riverside Drive Improvements

Project category: resurfacing

Project cost: \$2,593,700

Project award: \$1,500,000

Description: This proposed project involves the resurfacing of Riverside Drive within the project limits, including new pavement markings and signage along the corridor. In addition, the Village will be providing pedestrian and bicycle facilities that include new sidewalks and a multi-use path.



PROJECTS RECEIVING FUNDING - 2023

MCHENRY

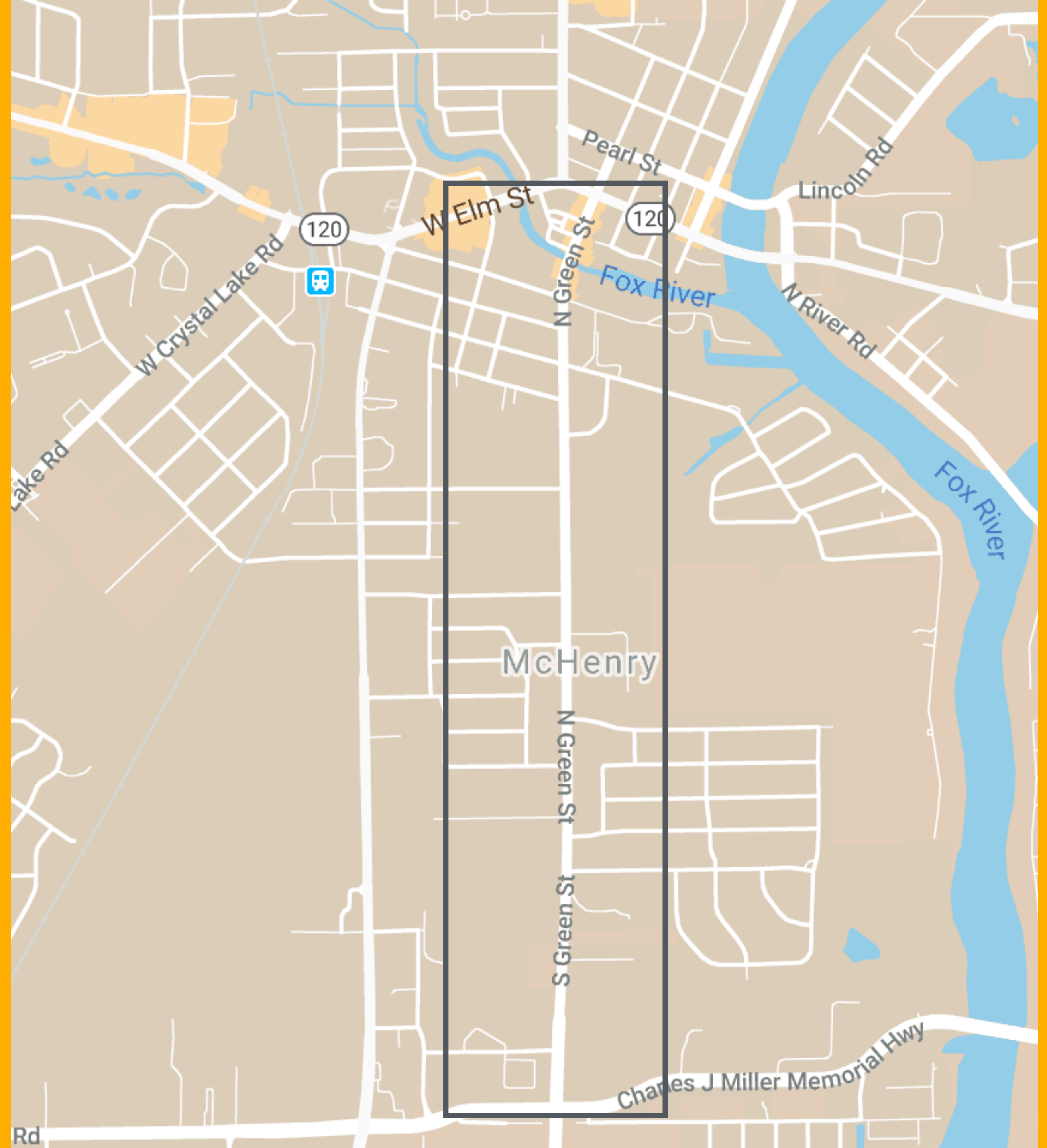
Green Street Milling and Resurfacing Improvement

Project category: resurfacing

Project cost: \$1,255,042

Project award: \$919,187

Description: HMA milling/resurfacing,
ADA ramps, shared bike lane and street
trees along 1.52 miles of bituminous
roadway.



2024

PROJECTS RECEIVING FUNDING - 2024

ALGONQUIN

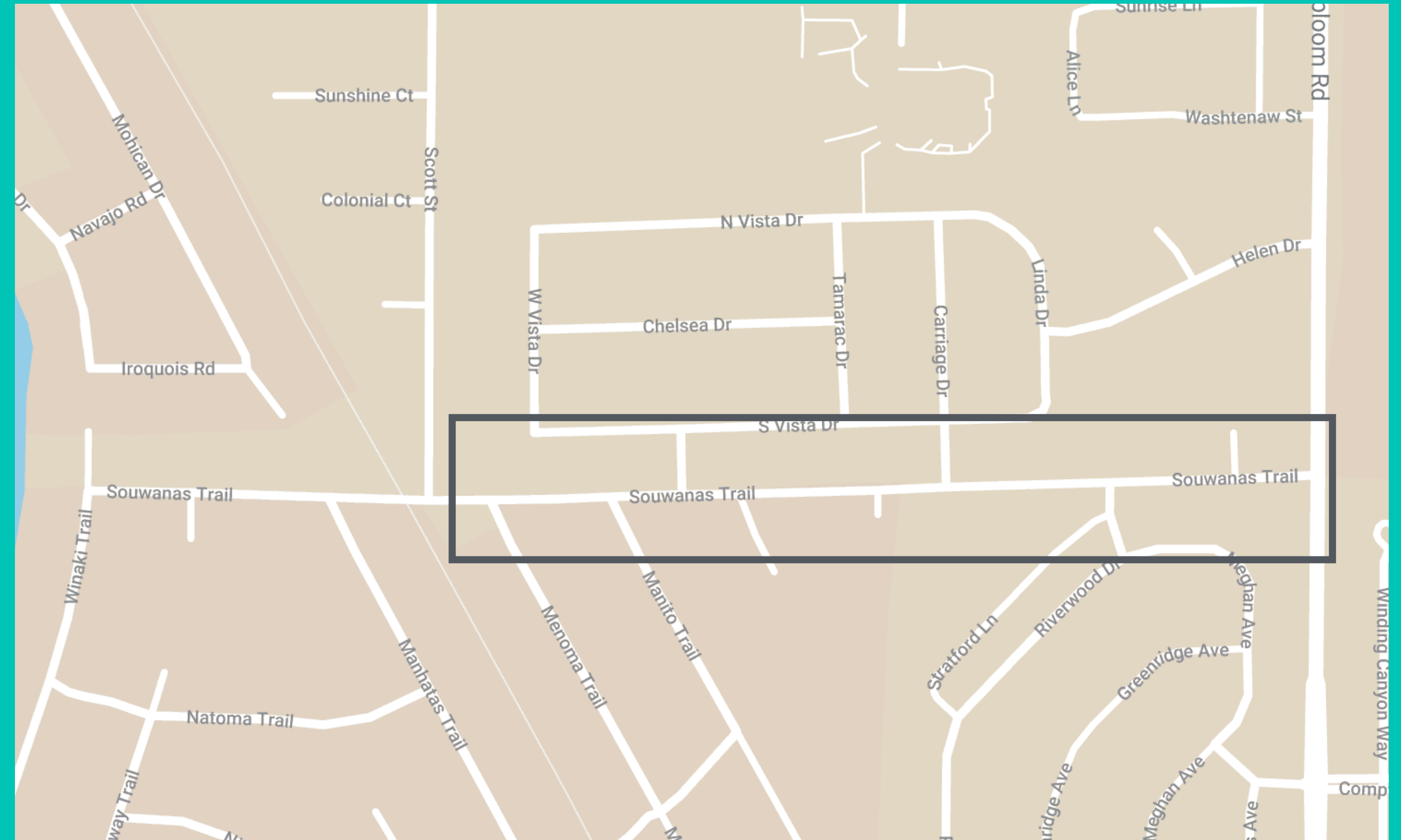
Souwanas Trail Corridor Improvements

Project category: roadway & intersection

Project cost: \$3,905,895

Project award: \$1,500,000

Description: Reconstruction and road diet of Souwanas Trail, including new sidewalks, multi-use path connection to the Prairie Trail, new environmentally green 3-sided culvert installation, new street trees, native plantings.



PROJECTS RECEIVING FUNDING - 2024

LAKE IN THE HILLS

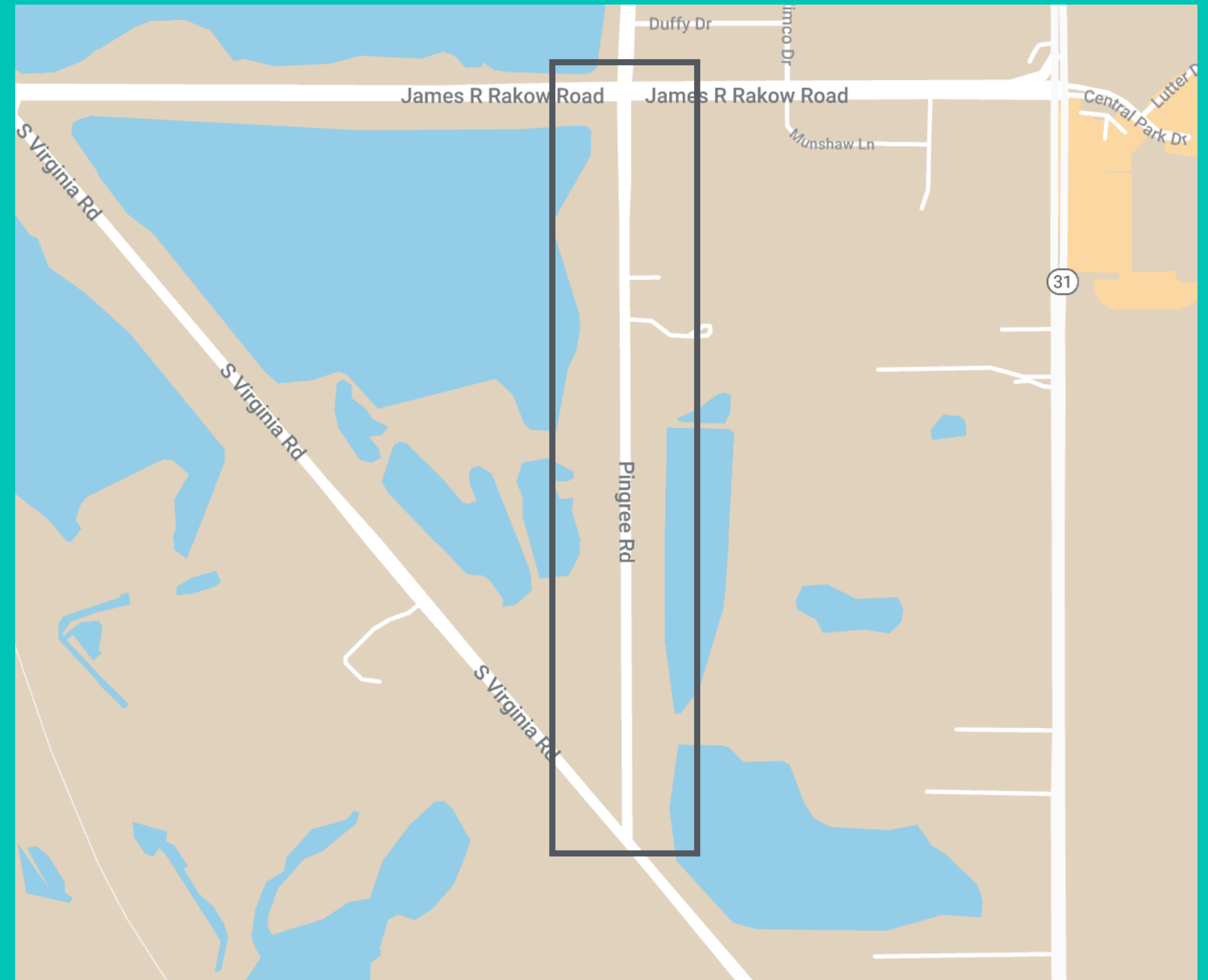
Pingree Road Resurfacing

Project category: resurfacing

Project cost: \$265,811

Project award: \$212,649

Description: Resurfacing of Pingree Road from Virginia Road to James R Rakow Road



PROJECTS RECEIVING FUNDING - 2024

MARENGO

Prospect Street Reconstruction

Project category: roadway & intersection

Project cost: \$2,460,000

Project award: \$1,500,000

Description: The project is located along Prospect Street from approximately 170 ft. south of East Prairie Street to approximately 500 feet south of Illinois Route 176 and includes reconstruction of the road to a three lane cross section with sidewalks and a bike path, along with curb and gutter and storm sewer installation.



PROJECTS RECEIVING FUNDING - 2024

MCHENRY

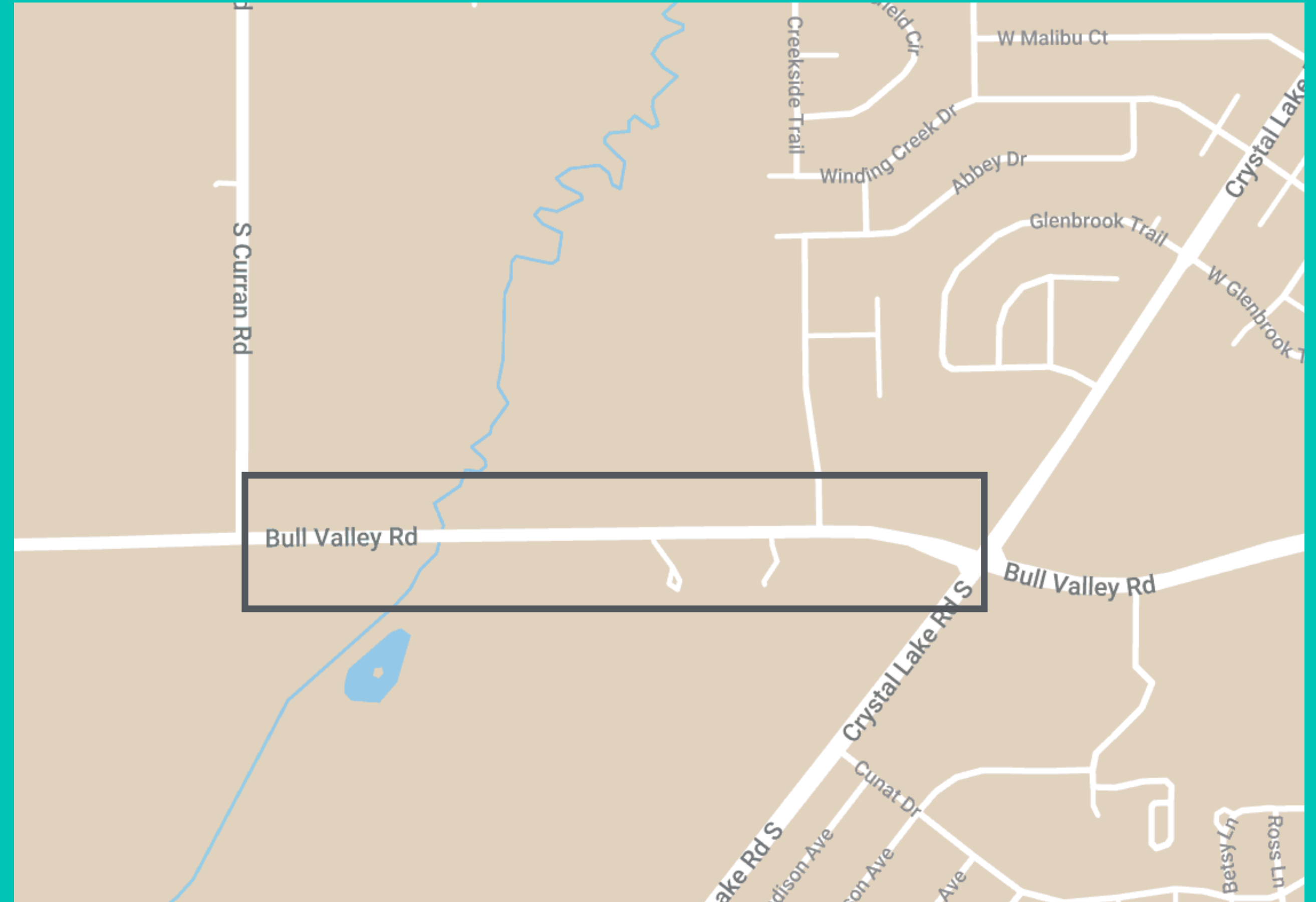
**Bull Valley Road Milling and
Resurfacing**

Project category: resurfacing

Project cost: \$357,920

Project award: \$262,139

**Description: HMA milling/resurfacing,
ADA ramps, and street trees along
0.51 miles of bituminous roadway.**



2025

PROJECTS RECEIVING FUNDING - 2025

HUNTLEY

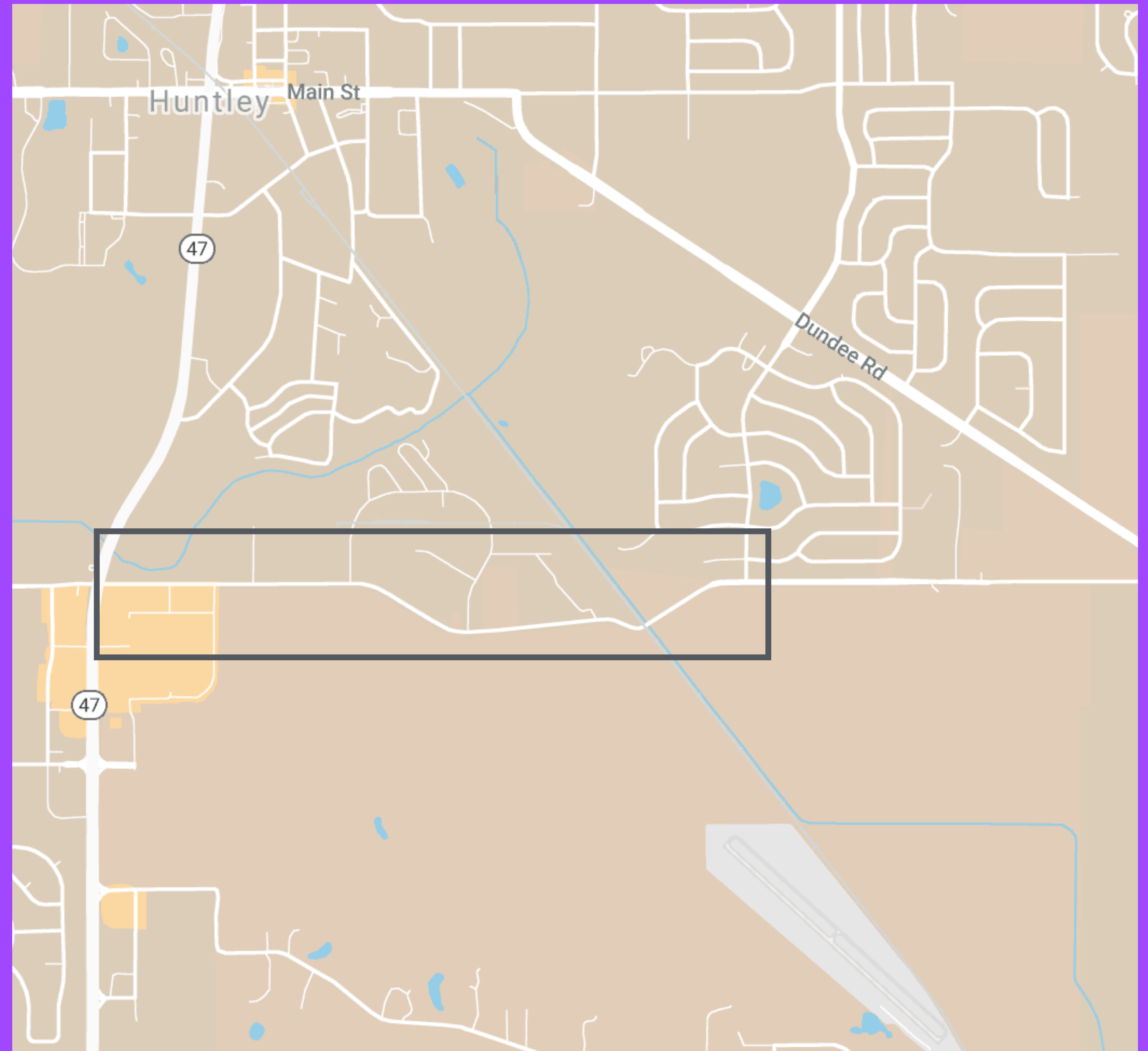
Kreutzer Road Reconstruction

Project category: roadway & intersection

Project cost: \$8,160,050

Project award: \$1,500,000

Description: The reconstruction/re-alignment of Kreutzer Rd. between IL Rt. 47 & Haligus Rd, including bridge replacement, railroad crossing and intersection improvement of Kreutzer/Huntley Dundee Roads



PROJECTS RECEIVING FUNDING - 2025

JOHNSBURG

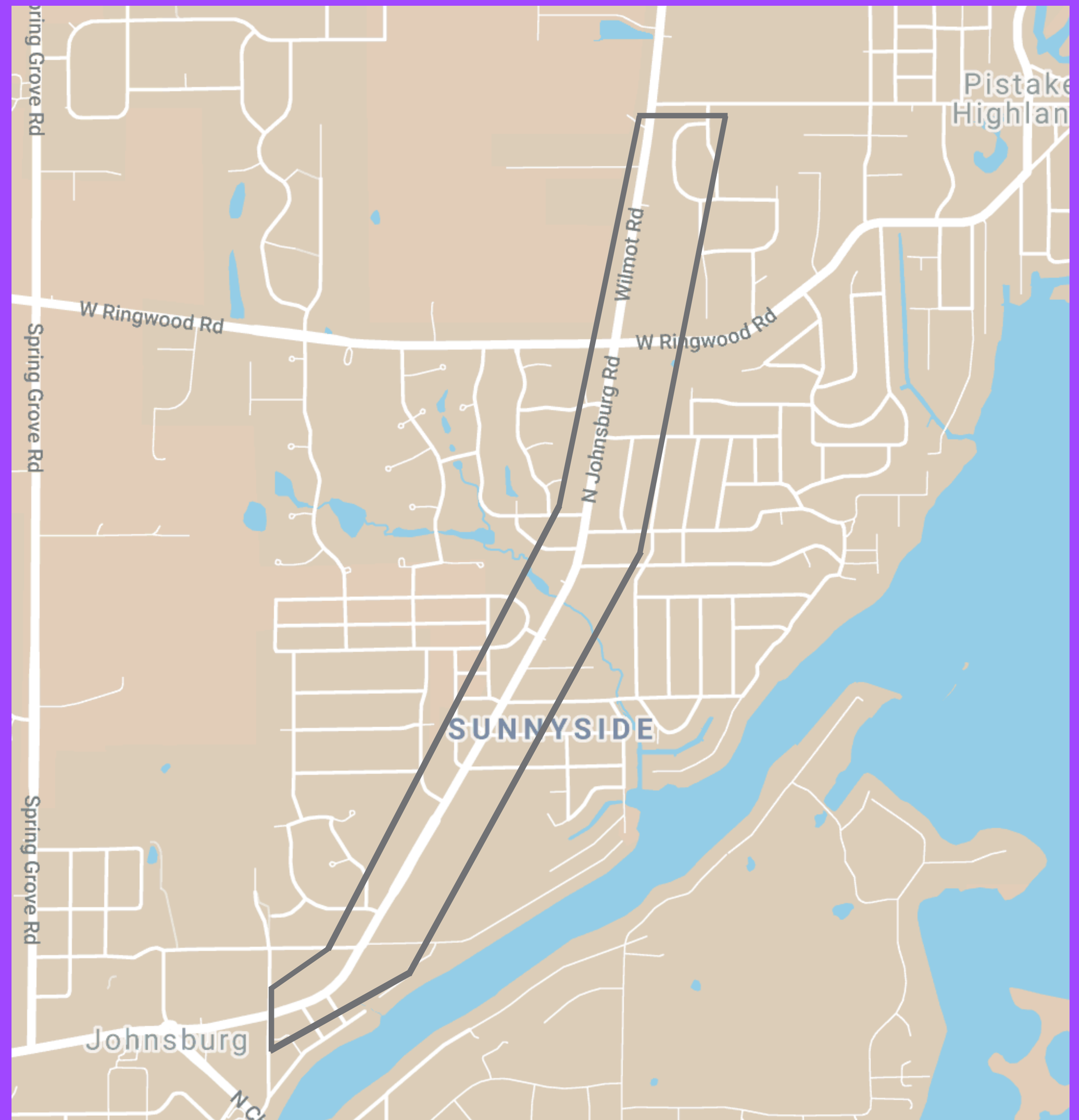
Johnsburg Road Improvements

Project category: resurfacing

Project cost: \$1,983,200

Project award: \$1,500,000

Description: The Village intends to improve Johnsburg road by resurfacing the deteriorated pavement and updating sidewalks & ramps to current ADA compliance.



PROJECTS RECEIVING FUNDING - 2025

SPRING GROVE

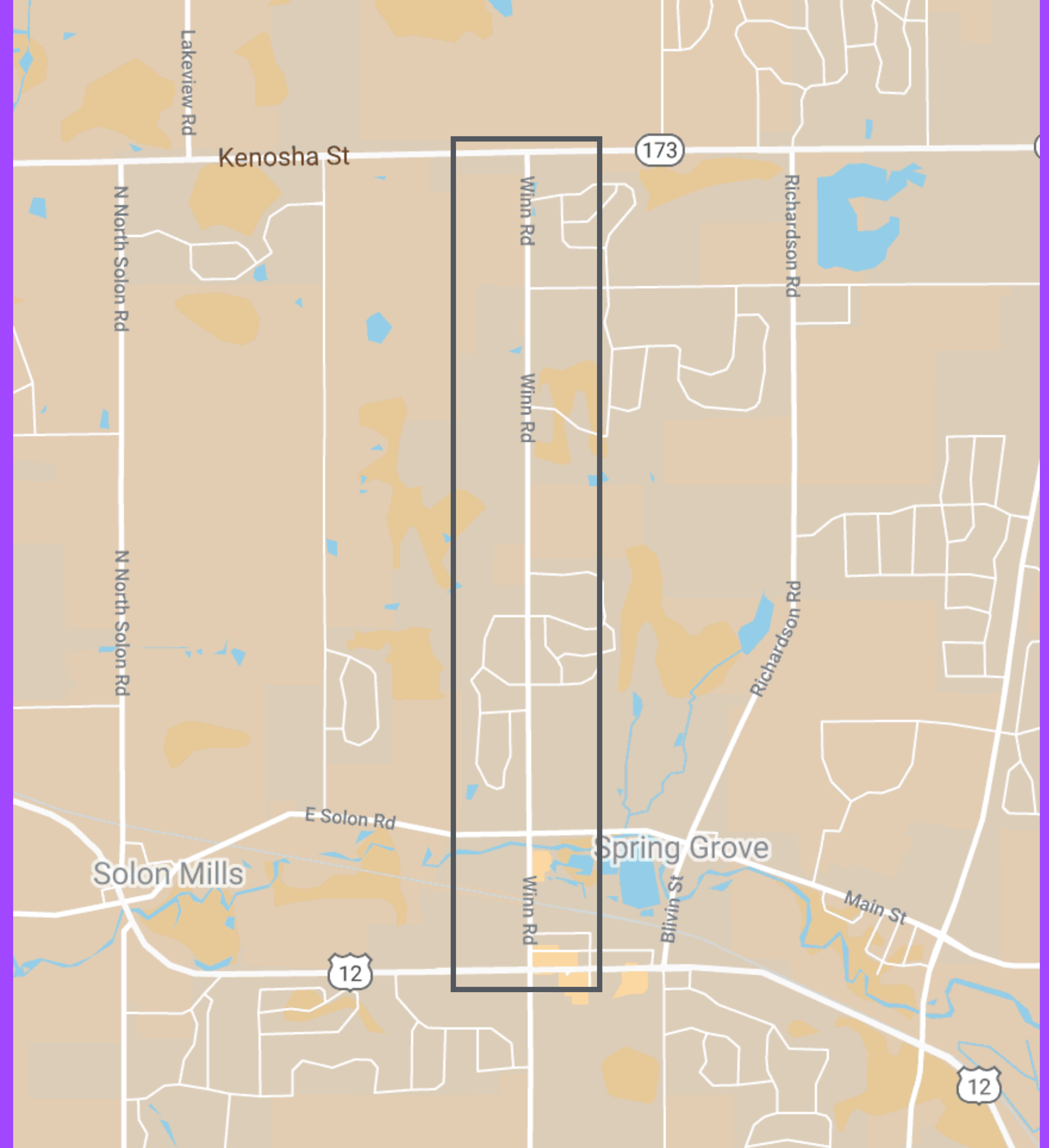
Winn Road Resurfacing & Bike Path

Project category: resurfacing

Project cost: \$1,958,434

Project award: \$480,707

Description: Winn Road resurfacing, including a new bike path extension from an existing path at Thousand Oaks Subdivision to the English Prairie Road bike lanes. The project will also include signage upgrades, planting of street trees, pavement patching and shoulder improvements.



CONTINGENCY

CONTINGENCY PROJECTS

LAKEMOOR

Four Season Boulevard Reconstruction and Sullivan Lake Road Resurfacing

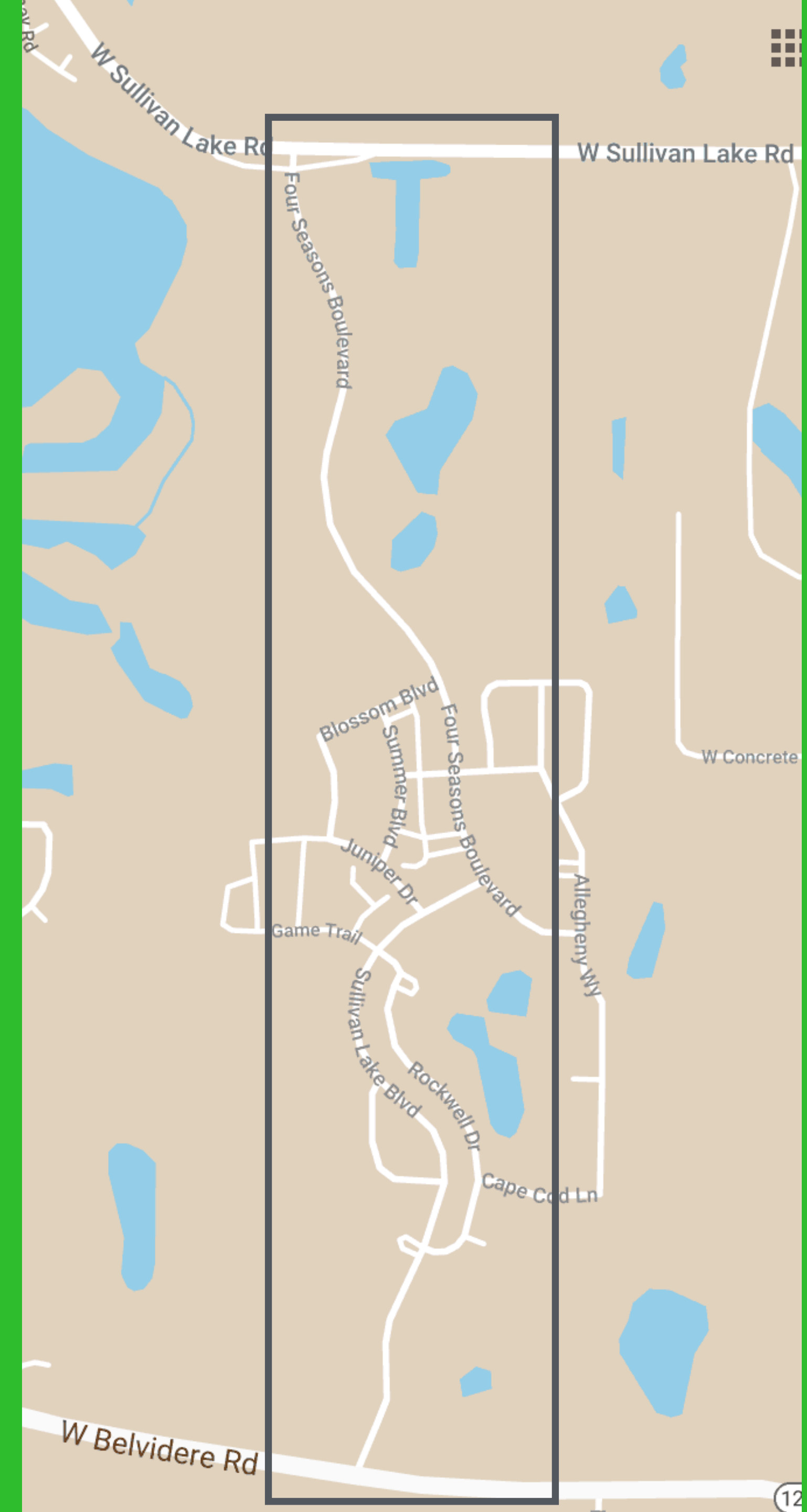
Project category: roadway & intersection

Project cost: \$1,590,000

Project award: \$86,000

Description: The project will include the reconstruction of Four Seasons Blvd. from Sonoma Pass to W. Sullivan Lake Rd. and Sullivan Lake Blvd. from Route 120 to approximately 160-feet south of N. Rockwell Drive with the addition of an 8-foot wide bike path on one side of the road. Resurfacing of the existing 34-foot wide Sullivan Lake Blvd. from approximately 16-feet south of N. Rockwell Dr. to Four Seasons Blvd. and Four Seasons Blvd. from Sullivan Lake Blvd. to Sonoma Pass will be included. Additionally, the project will include the addition of a right turn lane off of Illinois Route 120 at the intersection with Sullivan Lake Blvd.

Reason for contingency: Lack of available funds for construction.



CONTINGENCY PROJECTS

CRYSTAL LAKE

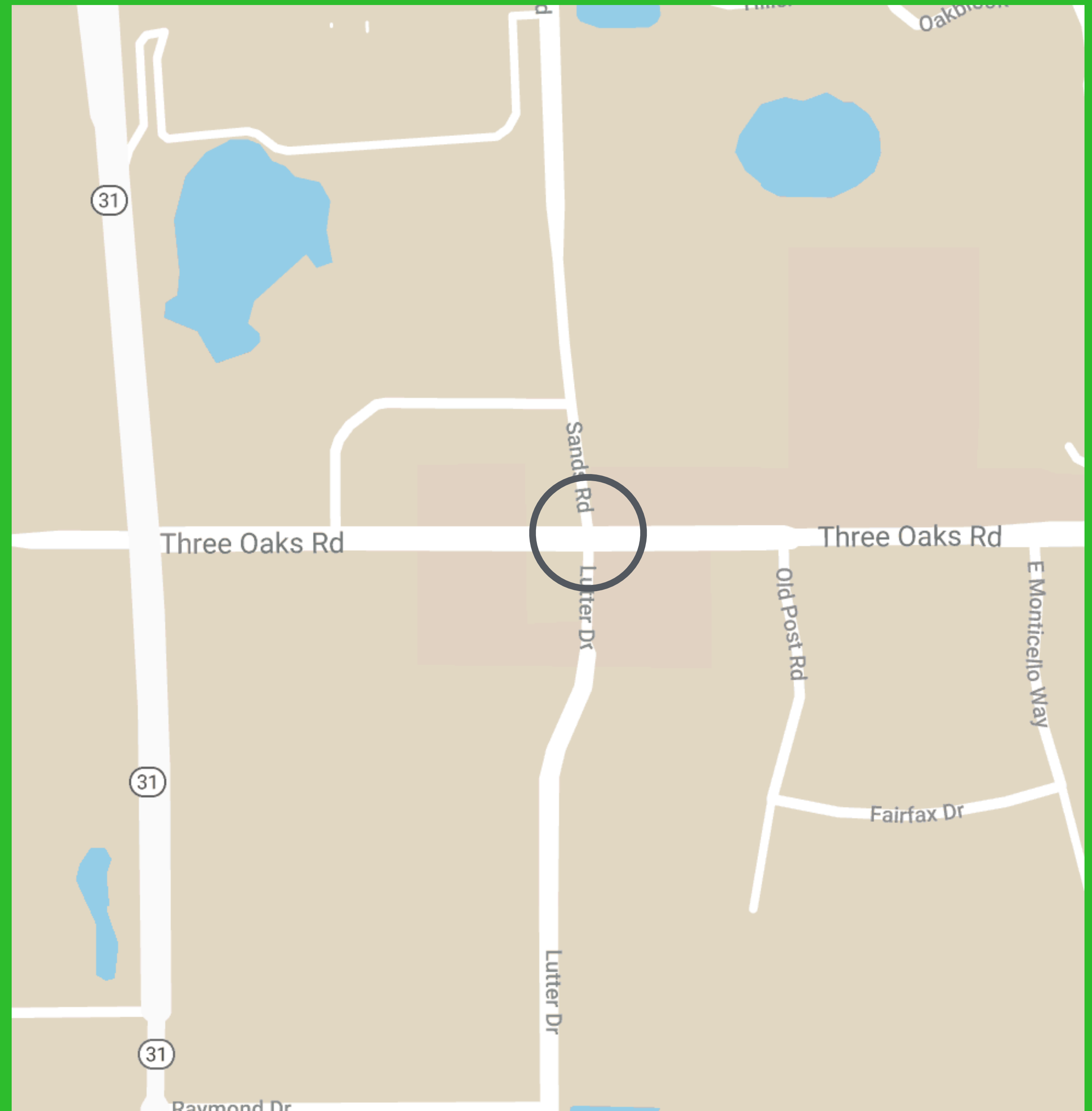
Three Oaks/Lutter/Sands Intersection Improvement

Project category: roadway & intersection

Project cost: \$2,016,107

Description: Installation of a new traffic signal with appropriate turn lanes and pavement widening. Project also includes a new multiuse path along the south side of Three Oaks Road from Route 31 to the existing path east of Monticello Drive.

Reason for contingency: Lack of available funds for construction.



CONTINGENCY PROJECTS

CRYSTAL LAKE

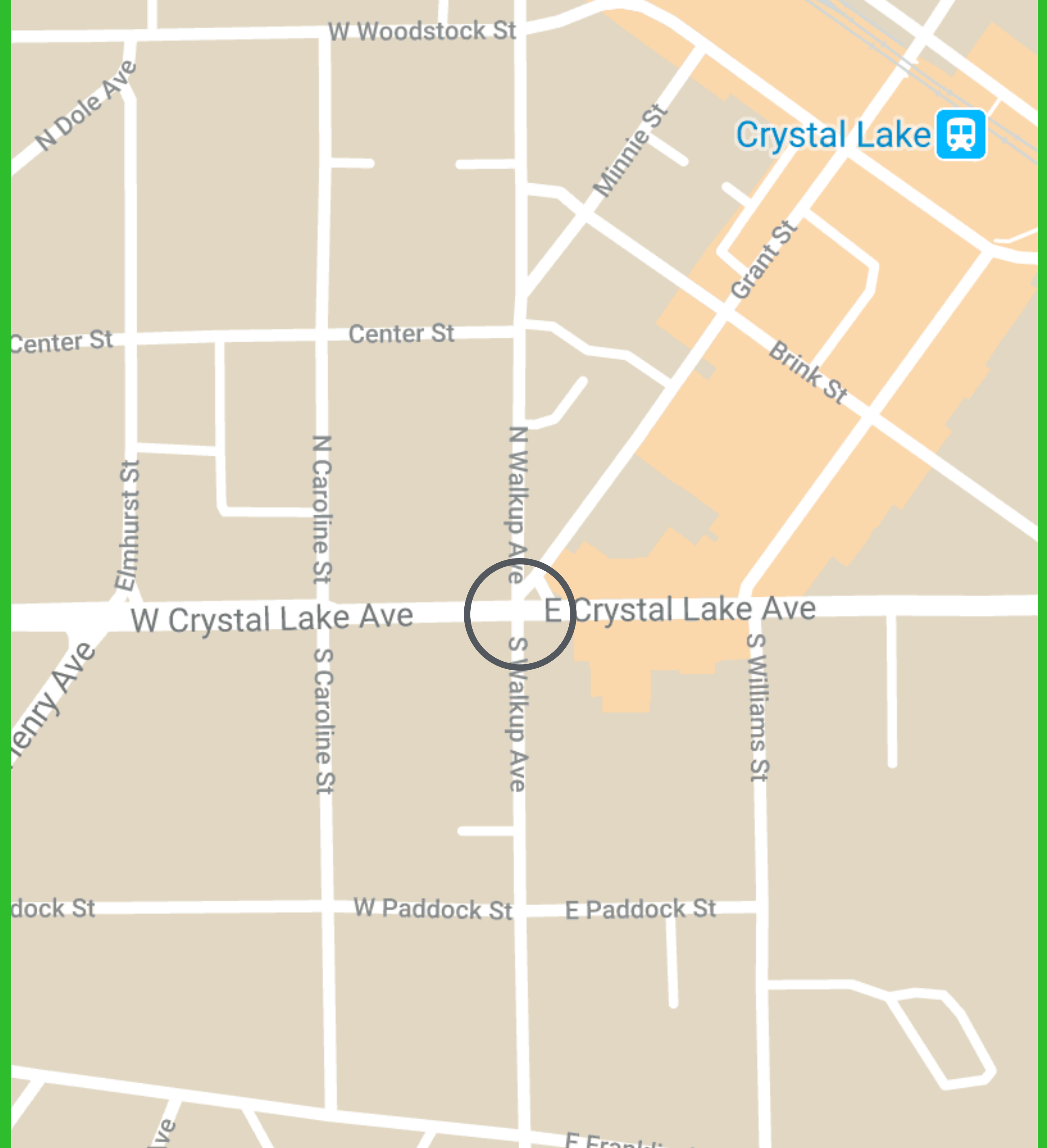
Crystal Lake/Walkup/Grant Intersection Improvement

Project category: roadway & intersection

Project cost: \$1,520,176

Description: Installation of a roundabout at this 5-leg intersection

Reason for contingency: Lack of available funds for construction.



CONTINGENCY PROJECTS

HARVARD

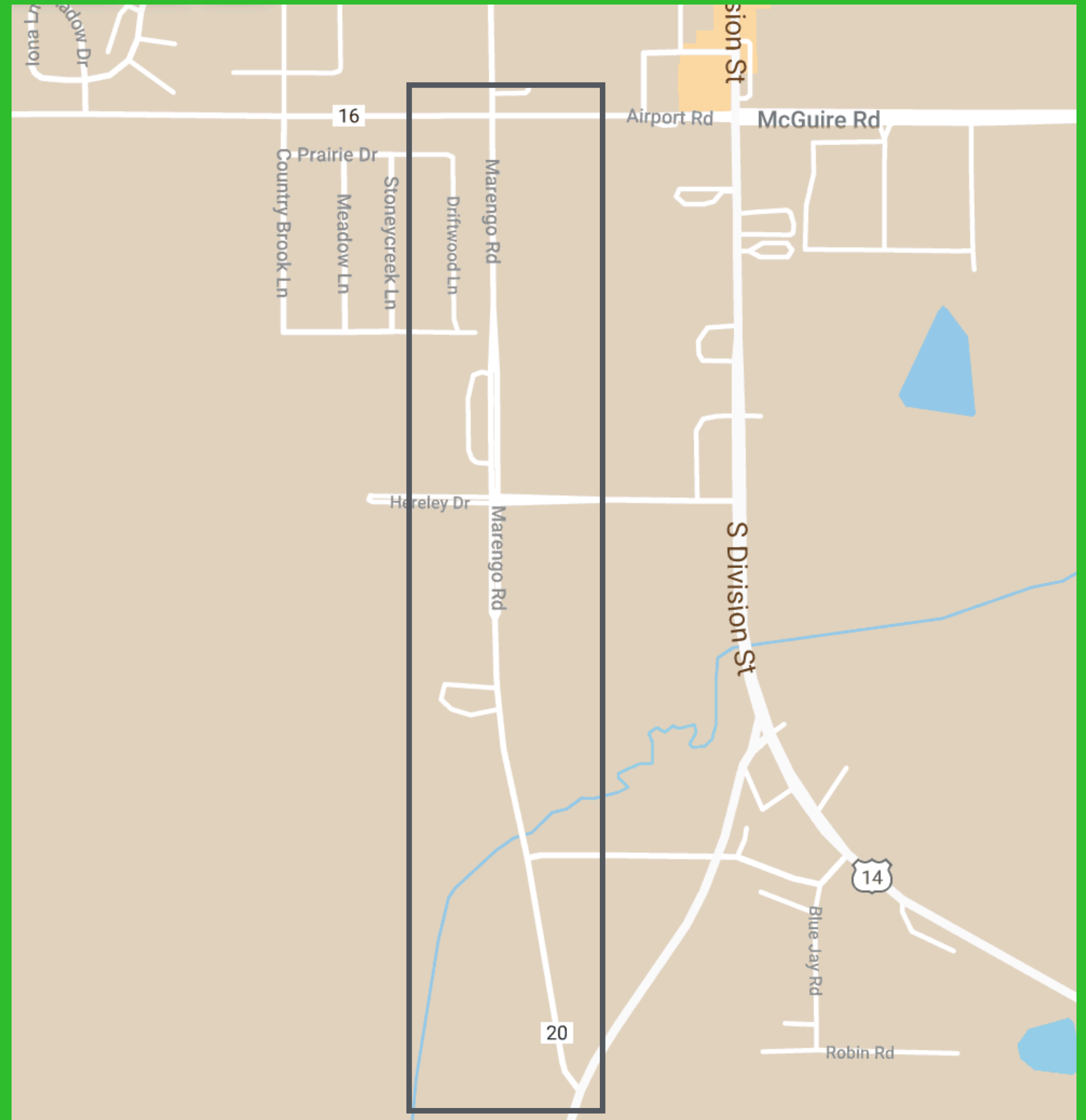
Marengo Road Resurfacing

Project category: resurfacing

Project cost: \$972,460

Description: Mill, patch, and resurface Marengo Road from Route 23 to Airport Road.

Reason for contingency: Lack of available funds for construction.



CONTINGENCY PROJECTS

LAKE IN THE HILLS

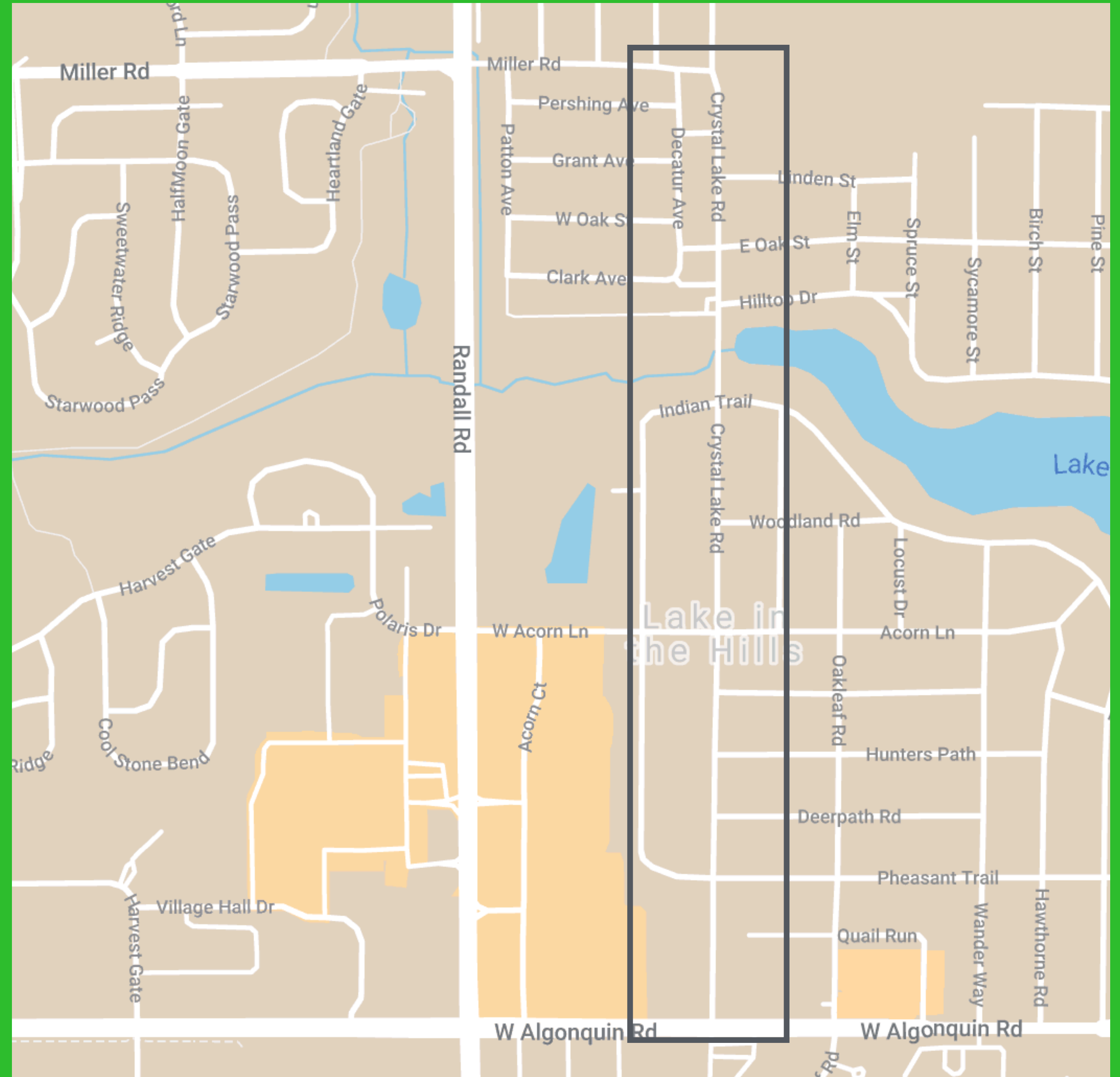
Crystal Lake Road Resurfacing

Project category: resurfacing

Project cost: \$374,117

Description: Resurfacing Crystal Lake Road from Algonquin Road to Miller Road

Reason for contingency: Project sponsor has two awarded projects.



CONTINGENCY PROJECTS

MCHENRY

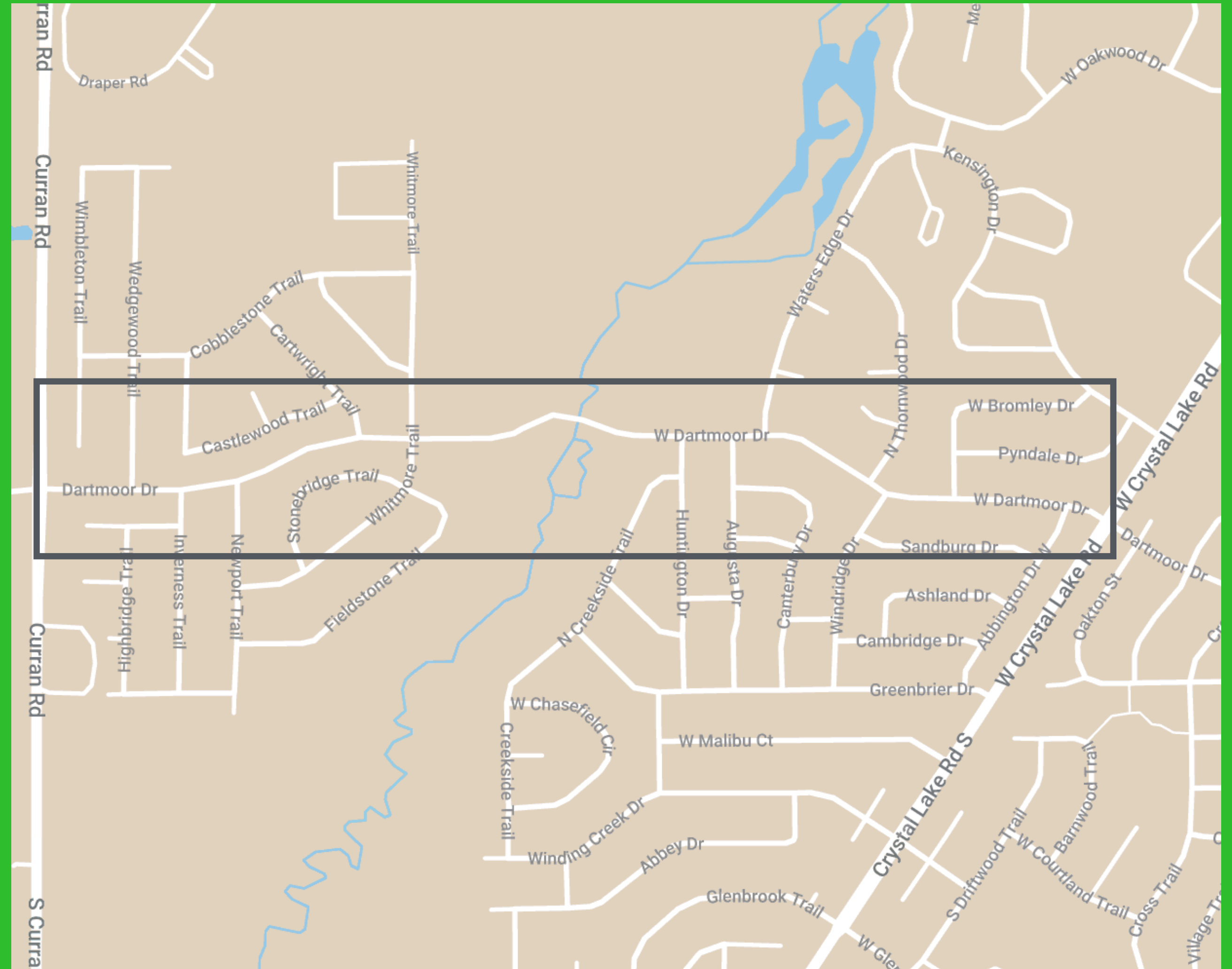
Dartmoor Drive Milling and Resurfacing

Project category: resurfacing

Project cost: \$558,770

Description: HMA milling/resurfacing, ADA ramps, shared bike lane and street trees along 0.61 miles of bituminous roadway.

Reason for contingency: Project sponsor has two awarded projects.



CONTACT INFORMATION

- Council of Mayors website: mchenrycountycom.org
- Emily Daucher: ekdaucher@mchenrycountyil.gov
- Public comment period: June 20-July 20
- Program approval: July 23